



# Price and policy information at country level

[AP-Weekly-Price-Monitor@fao.org](mailto:AP-Weekly-Price-Monitor@fao.org)

17 August 2012



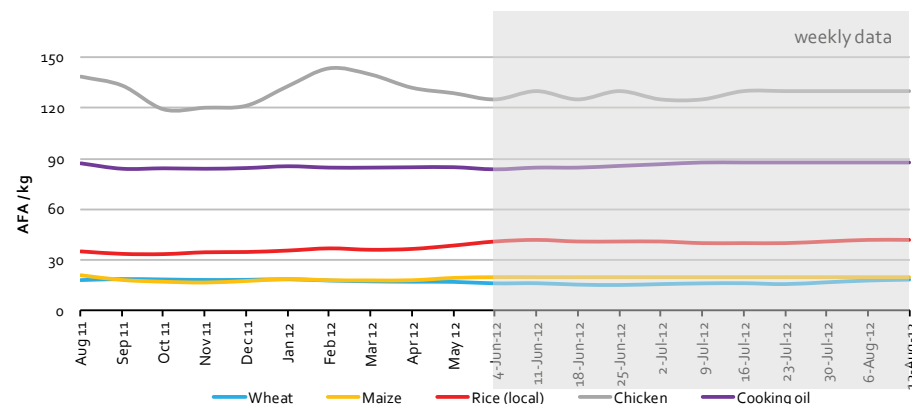


## AFGHANISTAN, Kabul (13 August 2012)

Retail nominal prices

### Country Highlights

Over the past week, staple food prices in Kabul market were relatively stable.



Week of 13-Aug-12

% change

Food item	Market	Price (AFA/kg)	1 week	1 month	3 months	1 year
Rice local	Kabul	42.0	0.0%	3.1%	3.7%	21.7%
Wheat	Kabul	18.5	2.8%	16.3%	10.3%	2.8%
Maize	Kabul	20.0	0.0%	0.0%	0.0%	-2.4%
Chicken	Kabul	130.0	0.0%	3.0%	1.0%	-5.5%
Cooking oil (AFA/Lt)	Kabul	88.0	0.0%	1.7%	3.5%	0.6%

↑increase ↓decrease → stable (+/-5% in a weekly basis), (+/-10 % in a monthly basis), and (+/-25% in an annual basis)

### Policy+

NA

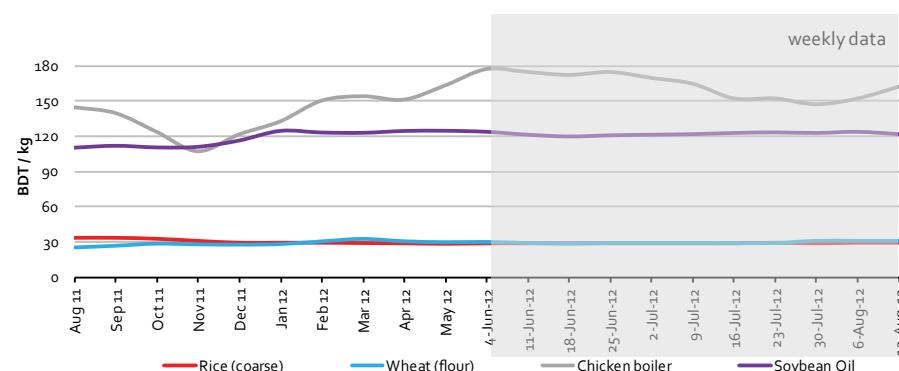


## BANGLADESH, Dhaka (13 August 2012)

Retail nominal prices

### Country Highlights

Over the past week, staple food prices in Dhaka market were relatively stable except chicken prices were 7 percent higher than those observed a week ago.



Week of 13-Aug-12

% change

Food item	Market	Price (BDT/kg)	1 week	1 month	3 months	1 year
Coarse rice	Dhaka	29.0	0.0%	1.8%	2.2%	-12.1%
Wheat flour	Dhaka	31.0	0.0%	7.4%	4.2%	21.6%
Chicken broiler	Dhaka	162.5	6.6%	-4.8%	-6.7%	-16.5%
Soybean oil (BDT/ltr)	Dhaka	121.5	-1.6%	0.7%	-1.5%	10.0%

↑ increase ↓ decrease → stable (+/-5% in a weekly basis), (+/-10 % in a monthly basis), and (+/-25% in an annual basis)

### Policy+

Bangladesh received 7,000 tonnes of rice worth US\$ 3.3 million from Brazil to help climate vulnerable people cope with the adverse impacts of natural disasters and climate change. Food aid will be distributed through World Food Programme's (WFP) network in Bangladesh (The Daily Star, 16 August 2012).

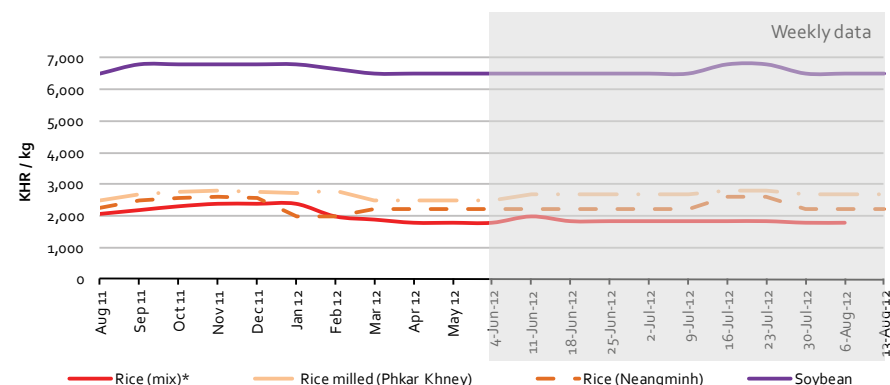


## CAMBODIA, Phnom Penh (13 August 2012)

Wholesale nominal prices

### Country Highlights

Staple food prices in Phnom Penh market have remained stable over the past week.



Week of 13-Aug-12

% change

Food item	Market	Price (KHR/kg)	1 week	1 month	3 months	1 year
Rice (mix)*	Phnom Pehn	1,800	0.0%	-4.6%	0.0%	-14.3%
Rice (Phkar Khney)	Phnom Pehn	2,700	0.0%	0.0%	5.9%	5.9%
Rice (Neangminh)	Phnom Pehn	2,200	0.0%	0.0%	0.0%	-6.4%
Chicken	Phnom Pehn	20,000	0.0%	-7.0%	-9.1%	-18.4%
Soybean oil	Phnom Pehn	6,500	0.0%	0.0%	0.0%	-1.1%

↑ Increase ↓ decrease → stable (+/- 5% in a weekly basis), (+/- 10 % in a monthly basis), and (+/- 25% in an annual basis)

\*Most recent price data available from 6- Aug-2012

### Policy+

In the disaster-prone areas, farmers have begun using solar power to manage their water supply and counter the impact of increasingly erratic weather patterns. The objective of the solar pump is to provide water to farms for home gardening, washing and cooking. In most big towns, the government supplies piped water and regulate the prices, but in places without electricity, water gauges or access to water pipelines is expensive and difficult (Integrated Regional Information Network, 14 August 2012).

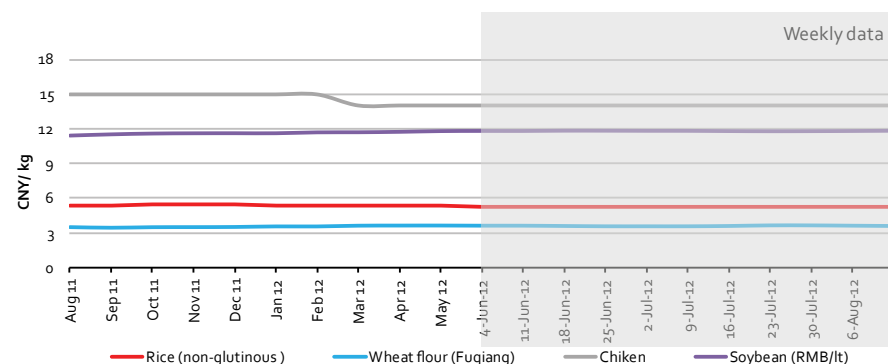


## CHINA, Beijing (13 August 2012)

Retail and wholesale nominal prices

### Country Highlights

Staple food prices in Beijing market have remained relatively stable over the past year.



Week of 13-Aug-12

% change

Food item	Market	Price (RMB/kg)	1 week	1 month	3 months	1 year
Non-Glutinous Rice	Beijing	5.2	0.4%	0.1%	-1.1%	-2.6%
Fuqiang Wheat Flour	Beijing	3.6	-0.6%	0.4%	-0.6%	2.7%
Chicken (w)	Beijing	14.0	0.0%	0.0%	0.0%	-6.7%
Soybean oil RMB/lt	Beijing	11.8	0.2%	0.0%	0.1%	3.2%

↑increase ↓decrease → stable (+/-5% in a weekly basis), (+/-10 % in a monthly basis), and (+/-25% in an annual basis)

### Policy+

Regulations on food packaging (providing standard nutritional information on food packaging labels) will take effect from Jan. 1, 2013 (Chinese Government, 13 August 2012).



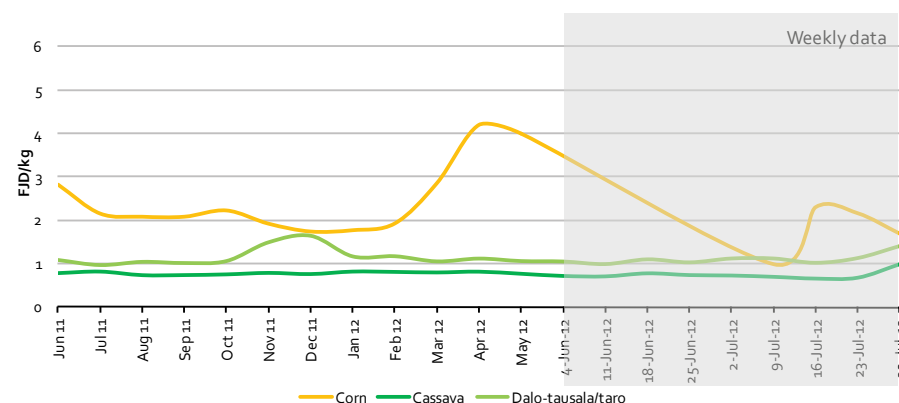
## Fiji, National Average (6 August 2012)

Retail nominal prices

### Country Highlights

Staple food prices in Fiji show diverging trends:

- Corn prices fell by 22 percent during the first week of August, which reflects recent supply normalization in local markets, after an eight week period of no supply of corn in the markets.
- Cassava and dalo-tausala prices (root crops) increased by 46 and 25 percent, respectively, over the first week of August. These variations are mainly caused by a sustained low supply in local markets.



Food item	Market	Week of 6-Aug-12 % change				
		Price (FJD/kg)	1 week	1 month	3 months	1 year
Corn	National av	1.7	-21.7%	na	na	-20.7%
Cassava	National av	1.0	46.3%	34.2%	32.9%	38.0%
Dalo-tausala taro	National av	1.4	24.6%	32.7%	36.9%	39.6%

↑increase ↓decrease → stable (+/-5%in a weekly basis), (+/-10 %in a monthly basis), and (+/-25%in an annual basis)

### Policy+

Fiji has announced a temporally ban on poultry imports from Brazil, due to the risks associated with diseases on the packaging entering the country. In turn, Brazil had expressed readiness to co-operate with Fiji in both poultry and beef production in terms of quality, bio-safety, sustainability, affordability and respect to consumers and in generating employment and income (World Poultry, 15 August 2012).

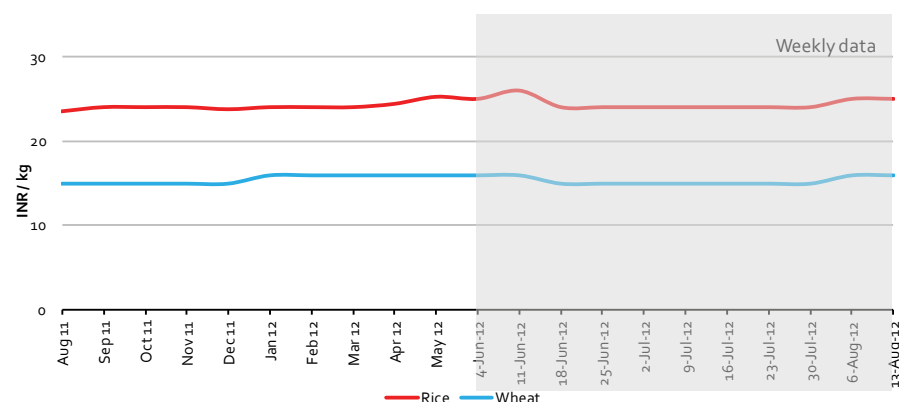


## INDIA, Delhi (13 August 2012)

Retail nominal prices

### Country Highlights

Staple food prices in Delhi market have remained relatively stable over the past week.



Week of 13-Aug-12

% change

Food item	Market	Price (INR/kg)	1 week	1 month	3 months	1 year
Rice	New Delhi	25.0	0.0%	4.2%	-2.0%	4.7%
Wheat	New Delhi	16.0	0.0%	6.7%	0.0%	6.7%

↑increase ↓decrease → stable (+/-5% in a weekly basis), (+/-10 % in a monthly basis), and (+/-25% in an annual basis)

### Policy+

The central government has submitted a “Plan B” to the parliamentary standing committee for consideration on the expansion of the Food Security Bill coverage from 63.5 to 67 percent of the population. The original bill suggested giving 7 kg grains per person per month to a household belonging to the priority category and 3 kg per person per month to a household belonging to the general category, while the “plan B” proposes a food grain quota of 5 kg per person per month for the entire 67% population. The new plan also suggests giving states the power to identify beneficiaries according to their own criteria, ruling out any difference with the central government in this regard (The Economic Times, 13 August 2012).

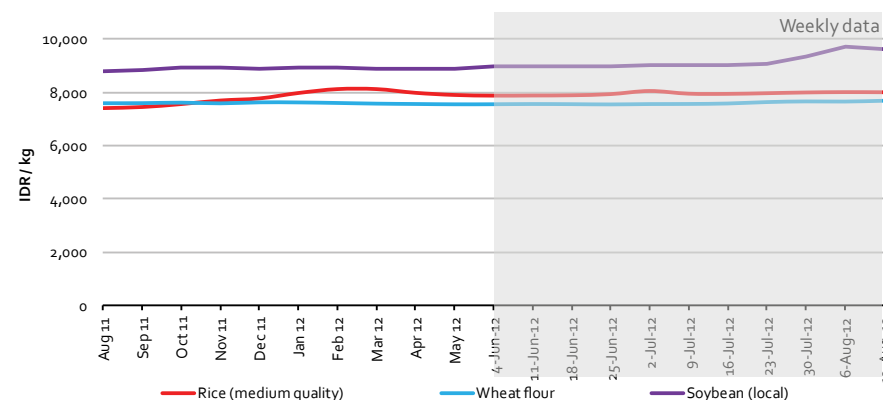


## INDONESIA, National Average (13 August 2012)

Retail nominal prices

### Country Highlights

Staple food prices in Indonesia have remained relatively stable since mid 2011, with the exception of chicken prices which were 11 percent above their levels observed three months ago.



Week of 13-Aug-12

% change

Food item	Market	Price (IDR/kg)	1 week	1 month	3 months	1 year
Rice (medium quality)	National av	8,011	-0.1%	0.6%	1.6%	12.2%
Wheat flour	National av	7,679	0.4%	1.5%	1.6%	1.0%
Chicken	National av	26,232	-3.5%	3.1%	6.9%	-0.5%
Soybean (local)	National av	9,636	-0.7%	7.1%	7.7%	9.5%

↑ increase ↓ decrease → stable (+/-5% in a weekly basis), (+/-10 % in a monthly basis), and (+/-25% in an annual basis)

### Policy+

The government re-stated the relevance of a programme called "First 1,000 Days of Life for the Country" that provides pregnant women and new mothers quality care services, nutrition-inclusive, as the first 1,000 days of a child's life was a critical stage for the development of its brain. It started in 2010 (Jakarta Post, 14 August 2012).



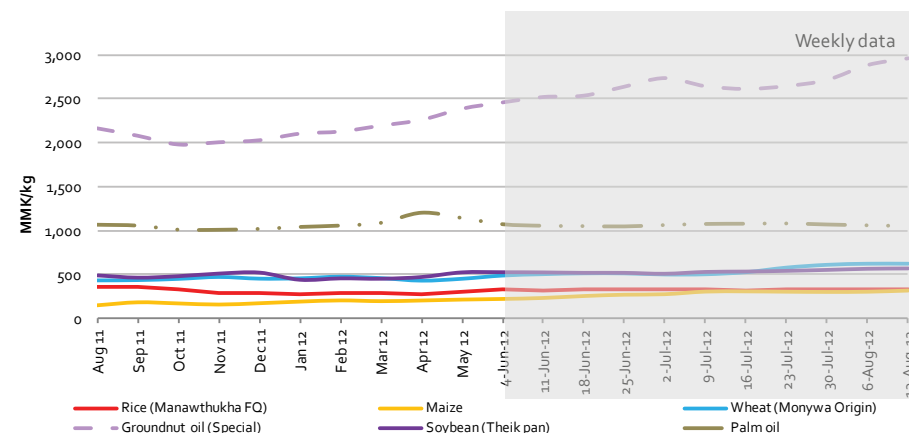


## MYANMAR, Yangon and Mandalay (13 August 2012)

Wholesale nominal prices

### Country Highlights

Staple food prices in Myanmar have remained relatively stable over the past week.



Week of 13-Aug-12

% change

Food item	Market	Price (MMK/kg)	1 week	1 month	3 months	1 year
Rice (Manawthukha FQ)	Yangon	330	1.0%	0.7%	2.8%	-8.4%
Wheat (Monywa Origin)	Mandalay	628	0.0%	23.2%	30.3%	44.2%
Maize	Mandalay	315	4.3%	14.5%	42.8%	105.6%
Groundnut oil (Special)	Yangon	2,960	2.7%	12.2%	20.6%	38.7%
Soybean (Theik pan)	Yangon	563	0.7%	9.3%	8.0%	17.5%
Palm oil	Mandalay	1,052	-0.8%	-0.7%	-3.5%	0.6%

↑increase ↓decrease → stable (+/-5% in a weekly basis), (+/-10 % in a monthly basis), and (+/-25% in an annual basis)

### Policy+

NA

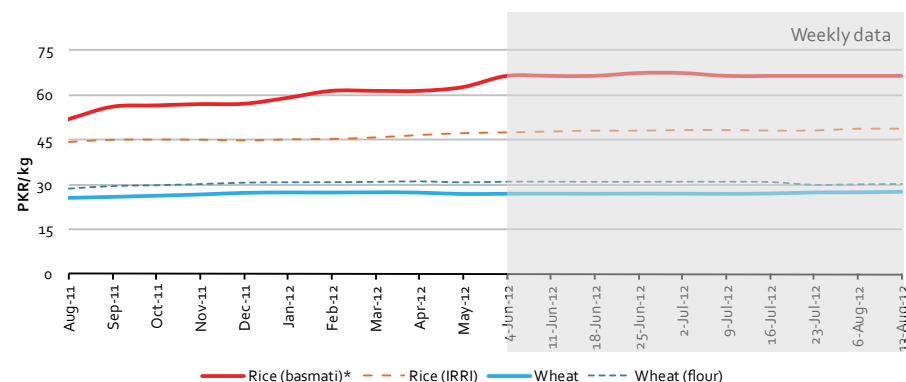


## PAKISTAN, Karachi (13 August 2012)

Retail nominal prices

### Country Highlights

Staple food prices in Karachi market remained stable over the past week.



Week of 13-Aug-12

% change

Food item	Market	Price (PKR/kg)	1 week	1 month	3 months	1 year
Rice (basmati)	Karachi	66.5	0.0%	-0.7%	1.9%	24.3%
Rice (IRRI)	Karachi	48.8	0.0%	1.1%	2.6%	8.9%
Wheat	Karachi	27.8	0.8%	2.9%	3.2%	9.4%
Wheat flour	Karachi	30.2	0.3%	-2.2%	-1.9%	5.5%

↑increase ↓decrease → stable (+/-5% in a weekly basis), (+/-10 % in a monthly basis), and (+/-25% in an annual basis)

### Policy+

NA

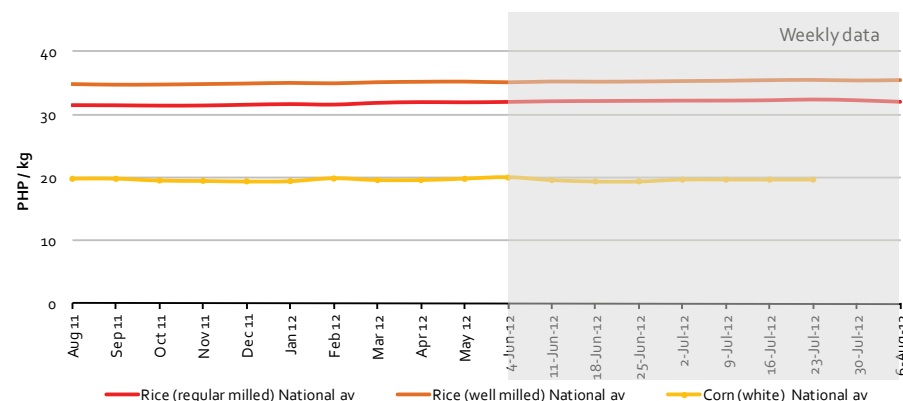


## PHILIPPINES, National average and Metro Manila (13 August 2012)

Retail nominal prices

### Country Highlights

Staple food prices in the Philippines have remained largely stable since early 2011.



Week of 13-Aug-12

% change

Food item	Market	Price (PHP/kg)	1 week	1 month	3 months	1 year
Rice (regular milled)*	National av	31.8	0.1%	-1.3%	-0.6%	1.1%
Rice (well milled)	National av	35.5	0.3%	0.6%	0.7%	1.8%
Corn (white)*	National av	19.7	0.0%	-0.4%	-0.3%	1.3%
Rice (regular milled)	Metro Manila	30.0	0.0%	0.0%	0.0%	0.0%
Rice (well milled)	Metro Manila	35.0	0.0%	0.0%	0.0%	0.0%

↑increase ↓decrease → stable (+/-5% in a weekly basis), (+/-10 % in a monthly basis), and (+/-25% in an annual basis)

\*Most recent price data available from 6-Aug-2012

### Policy+

The Department of Agriculture (DA) will provide free rice seeds and crop insurance worth PHP 10,000 per hectare (USD 239) to farmers in Luzon whose crops were damaged by floodwaters and heavy rains due to typhoons Ferdie and Gener and the southwest monsoon (Official Gazette, 13 August 2012).

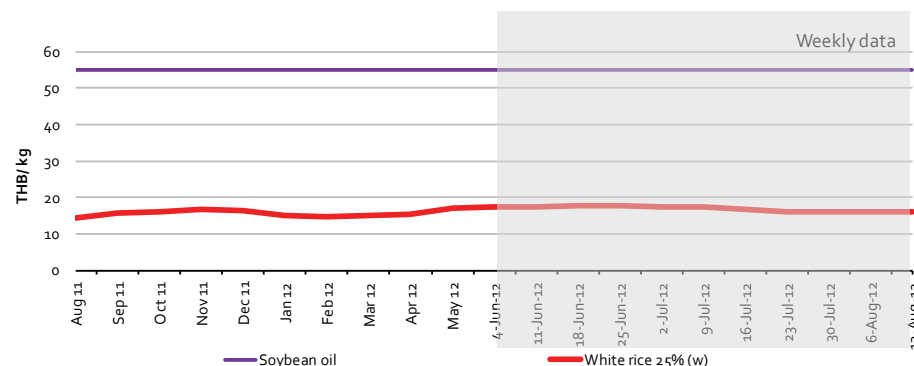


## THAILAND, Bangkok (13 August 2012)

Retail nominal prices

### Country Highlights

Overall, staple food prices in Bangkok have remained largely stable over the past week.



Week of 13-Aug-12

% change

Food item	Market	Price (THB/kg)	1 week	1 month	3 months	1 year
White rice 25% (w)	Bangkok	16.2	0.0%	-8.3%	-7.5%	8.7%
Chicken	Bangkok	59.0	0.0%	-5.6%	-5.0%	-28.5%
Pork tenderloin	Bangkok	127.5	0.8%	0.0%	-3.3%	-19.5%
Soybean oil (Baht/ltr)	Bangkok	55.0	0.0%	0.0%	0.0%	0.0%

↑increase ↓decrease → stable (+/-5% in a weekly basis), (+/-10 % in a monthly basis), and (+/-25% in an annual basis)

### Policy+

NA

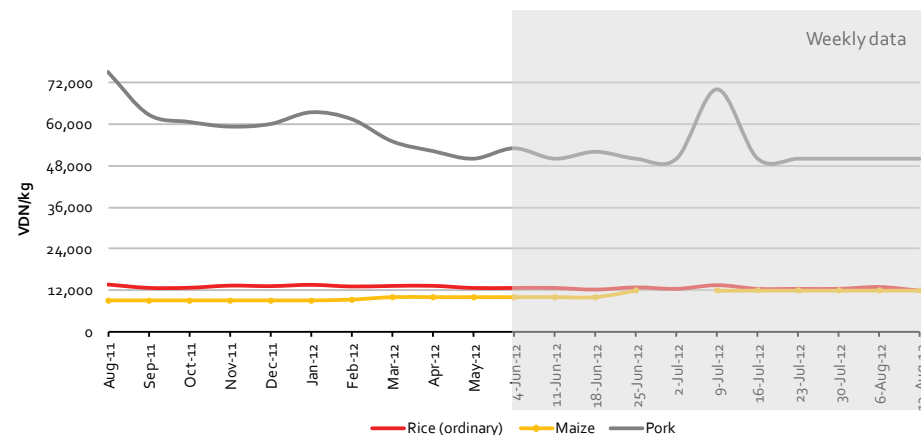


**VIET NAM, Hanoi (13 August 2012)**  
Retail nominal prices

### Country Highlights

Staple food prices in the Hanoi were relatively stable over the past week.

- Rice prices fell by 8 percent over the past week but have remained relatively stable from levels observed a month and a year ago.



Week of 13-Aug-12

% change

Food item	Market	Price (VND/kg)	1 week	1 month	3 months	1 year
Rice ordinary	Hanoi	12,000	-7.7%	-6.3%	-5.8%	-8.9%
Maize	Hanoi	12,000	0.0%	5.9%	20.0%	33.3%
Pork	Hanoi	50,000	0.0%	-9.9%	-3.1%	-30.8%

↑increase ↓decrease → stable (+/-5% in a weekly basis), (+/-10 % in a monthly basis), and (+/-25% in an annual basis)

**Policy+**  
NA

## Disclaimer and Acknowledgements

The Asia Pacific Weekly Price Monitor is prepared by the Economic, Social and Policy Assistance Group (ESP) of FAO Regional Office for Asia and the Pacific with information from official and unofficial sources.

Conditions can change rapidly and information may not always represent the current food price situation as of the present date . None of the country reports should be regarded in any way as statements of governmental views. The designations employed and the presentation of material in this news bulletin do not imply the expression of any opinion whatsoever on the part of the Food and Agriculture Organization of the United Nations concerning the legal status of any country, territory, city or area or of its authorities, or concerning the delimitation of its frontiers or boundaries. This report has been produced with financial assistance from the European Union. The contents of this publication are the sole responsibility of the authors and can in no way be taken to reflect the views of the European Union.

The support of FAO Country Offices and FAO's Food and Agriculture Policy Decision Analysis (FAPDA) are gratefully acknowledged for their contributions.

To subscribe, please (1) e-mail [Listserv@listserv.fao.org](mailto:Listserv@listserv.fao.org), (2) leave the subject blank, and (3) type subscribe "Food-Asia-L"