



Price and policy information at country level

AP-Weekly-Price-Monitor@fao.org

24 August 2012

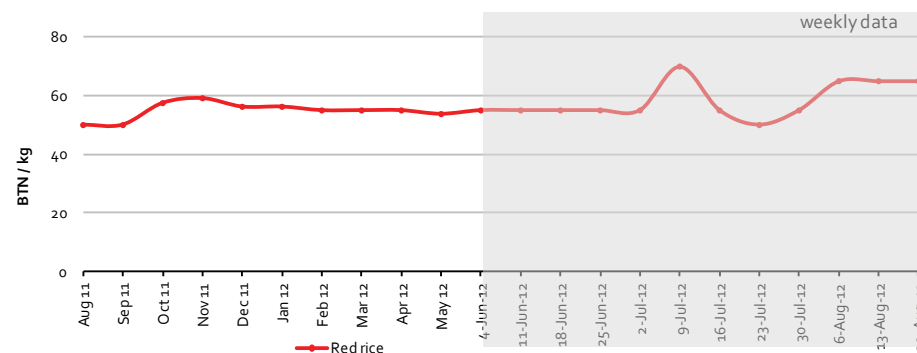




BHUTAN, National Average (20 August 2012)
Retail nominal prices

Country Highlights

Rice prices were stable over the past week. Yet, they were 11 and 30 percent above the levels observed a month and a year earlier, respectively



Week of 20-Aug-12

Food item	Market	Price (BTN/ kg)	% change			
			1 week	1 month	3 months	1 year
Red Rice	National av	65.0	0.0%	10.6%	20.9%	30.0%

↑increase ↓decrease → stable (+/-5%in a weekly basis),(+/-10 %in a monthly basis), and (+/-25%in an annual basis)

Policy+
NA

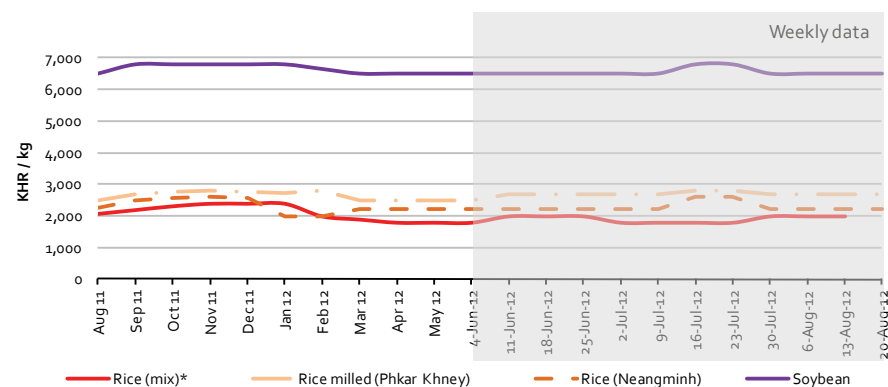


CAMBODIA, Phnom Penh (20 August 2012)

Wholesale nominal prices

Country Highlights

Staple food prices in Phnom Penh market have remained stable over the past week.



Food item	Market	Price (KHR/kg)	1 week	1 month	3 months	1 year
Rice (mix)*	Phnom Pehn	2,000	0.0%	5.3%	8.1%	-5.9%
Rice (Phkar Khney)	Phnom Pehn	2,700	0.0%	-0.9%	3.8%	3.8%
Rice (Neangminh)	Phnom Pehn	2,200	0.0%	-4.3%	0.0%	-8.3%
Chicken	Phnom Pehn	20,000	0.0%	-7.0%	-9.1%	-16.7%
Soybean oil	Phnom Pehn	6,500	0.0%	-1.1%	0.0%	-2.3%

↑increase ↓decrease → stable (+/- 5% in a weekly basis), (+/- 10 % in a monthly basis), and (+/- 25% in an annual basis)

*Most recent price data available from 13- Aug-2012

Policy+

NA

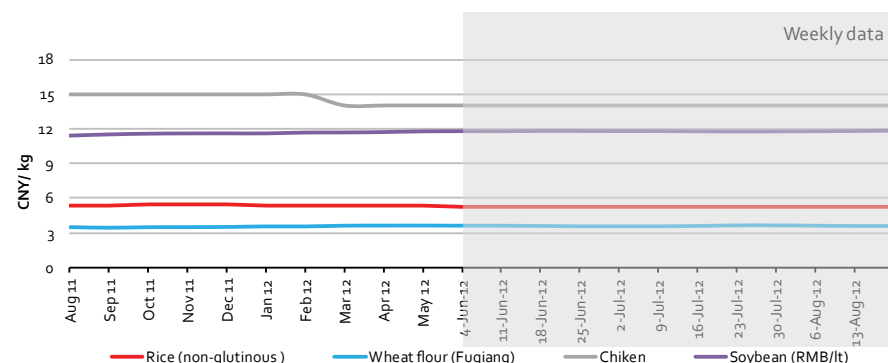


CHINA, Beijing (20 August 2012)

Retail and wholesale nominal prices

Country Highlights

Staple food prices in Beijing market have remained relatively stable over the past year.



Week of 20-Aug-12

% change

Food item	Market	Price (RMB/kg)	1 week	1 month	3 months	1 year
Non-Glutinous Rice	Beijing	5.2	0.4%	0.5%	-0.4%	-2.2%
Fuqiang Wheat Flour	Beijing	3.6	0.0%	0.4%	-0.4%	3.0%
Chicken (w)	Beijing	14.0	0.0%	0.0%	0.0%	-6.7%
Soybean oil RMB/lt	Beijing	11.8	0.3%	0.3%	0.4%	3.2%

↑increase ↓decrease → stable (+/-5% in a weekly basis), (+/-10 % in a monthly basis), and (+/-25% in an annual basis)

Policy+

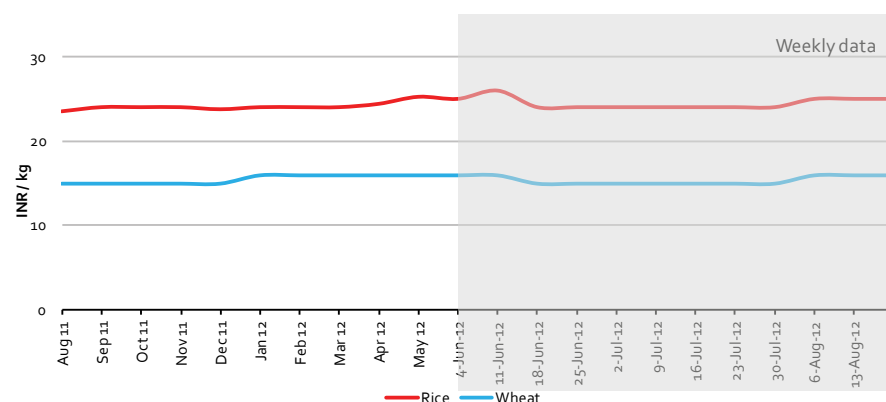
China's Ministry of Commerce allocated an additional CYN 200 million (USD 31.75 million) in subsidies to assist in pest control efforts as autumn crops are expected to deal with more pests than in previous years due to increased rainfall. This subsidy, in addition to CYN 400 million (USD 63.5 million) allocated previously, intends to protect cornfields in north-eastern and northern China from armyworms and southern rice-producing areas from rice plant hoppers and rice blast disease (Ministry of Agriculture, 21 August 2012).



INDIA, Delhi (20 August 2012)
Retail nominal prices

Country Highlights

Staple food prices in Delhi market have remained relatively stable over the past week.



Week of 20-Aug-12

% change

Food item	Market	Price (INR/ kg)	% change			
			1 week	1 month	3 months	1 year
Rice	New Delhi	25.0	0.0%	4.2%	-1.0%	4.2%
Wheat	New Delhi	16.0	0.0%	6.7%	1.6%	6.7%

↑increase ↓decrease → stable (+/-5%in a weekly basis), (+/-10 %in a monthly basis), and (+/-25%in an annual basis)

Policy+

- The Ministry of Agriculture has formulated a draft 'Agricultural Produce Inter-State Trade and Commerce Bill to promote, develop and regulate inter-state trade and commerce of agricultural products to benefit both farmers and consumers by providing a common national level market and reducing marketing costs (Press Information Bureau, 21 August 2012).

- During the kharif season, the Government of India allocated INR 1,500 million (USD 27.6 million) to a Special Plan that intends to increase pulse production to over 19 MMT in sixteen States. This plan will be implemented through the National Food Security Mission and the National Mission on Micro Irrigation Scheme (21 August 2012).

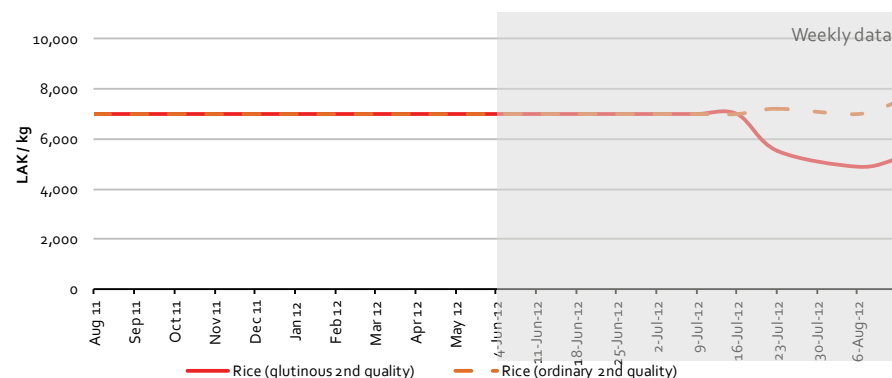


LAO PDR, Vientiane (13 August 2012)
Retail nominal prices

Country Highlights

Staple food prices in Vientiane market have remained relatively stable over the past week, except for the following commodities:

- Glutinous rice prices increased by 6 percent over the past week but were 26 percent below those registered a year ago.
- Ordinary rice prices increased by 7 percent over the past week.
- Pork prices increased by 6 percent over the past week.



Week of 13-Aug-12

% change

Food item	Market	Price (LAK/kg)	1 week	1 month	3 months	1 year
Rice glutinous	Vientiane	5,200	6.4%	-25.7%	-25.7%	-25.7%
Rice ordinary	Vientiane	7,500	7.1%	7.1%	7.1%	7.1%
Beef (2nd quality)	Vientiane	45,800	-3.9%	1.8%	1.8%	20.5%
Pork (2nd quality)	Vientiane	29,700	6.1%	-7.2%	-7.2%	-12.6%
Chicken	Vientiane	41,300	-3.2%	-8.2%	-8.2%	3.3%

↑increase ↓decrease → stable (+/-5% in a weekly basis), (+/-10 % in a monthly basis), and (+/-25% in an annual basis)

Policy+

NA



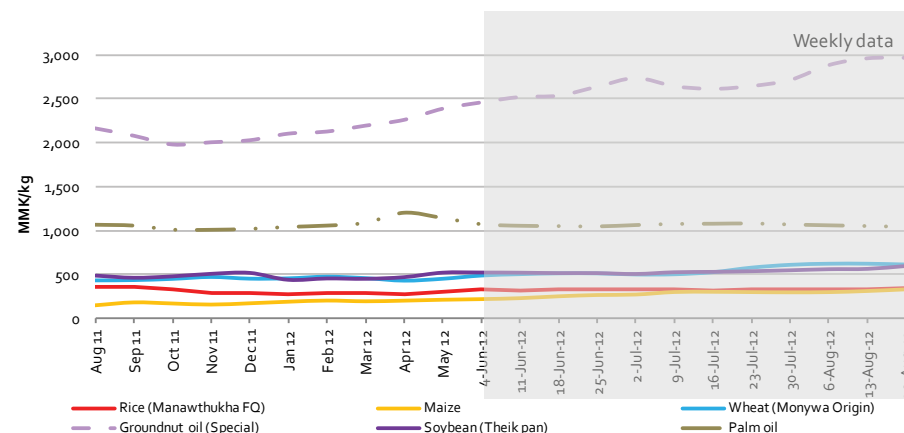
MYANMAR, Yangon and Mandalay (20 August 2012)

Wholesale nominal prices

Country Highlights

Staple food prices in Myanmar have remained relatively stable over the past week, except for the following commodities:

- Maize prices increased by 6 percent over the past week and doubled from those observed a year earlier.
- Soybean prices increased by 6 percent over the past week.



Week of 20-Aug-12

% change

Food item	Market	Price (MMK/kg)	1 week	1 month	3 months	1 year
Rice (Manawthukha FQ)	Yangon	340	3.1%	4.2%	4.7%	-5.4%
Wheat (Monywa Origin)	Mandalay	619	-1.5%	20.6%	24.5%	42.3%
Maize	Mandalay	334	5.9%	15.9%	44.4%	105.5%
Groundnut oil (Special)	Yangon	2,965	0.2%	11.6%	18.8%	39.0%
Soybean (Theik pan)	Yangon	596	5.8%	14.8%	14.5%	26.1%
Palm oil	Mandalay	1,043	-0.9%	-2.2%	-2.5%	-0.3%

↑increase ↓decrease → stable (+/-5% in a weekly basis), (+/-10 % in a monthly basis), and (+/-25% in an annual basis)

Policy+

NA

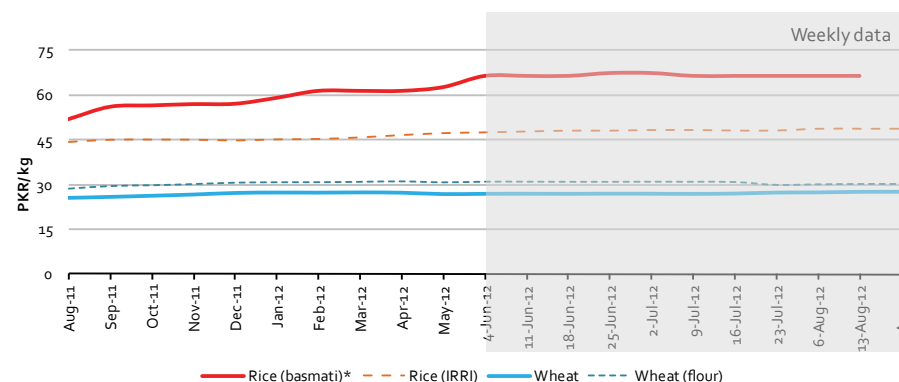


PAKISTAN, Karachi (20 August 2012)

Retail nominal prices

Country Highlights

Staple food prices in Karachi market remained stable over the past week.



Week of 20-Aug-12

% change

Food item	Market	Price (PKR/kg)	1 week	1 month	3 months	1 year
Rice (basmati)	Karachi	66.5	0.0%	-0.7%	1.9%	24.3%
Rice (IRRI)	Karachi	48.8	0.0%	1.1%	2.2%	8.4%
Wheat	Karachi	27.8	0.1%	2.9%	3.1%	9.2%
Wheat flour	Karachi	30.2	0.0%	-2.1%	-2.1%	4.2%

↑increase ↓decrease → stable (+/-5% in a weekly basis), (+/-10% in a monthly basis), and (+/-25% in an annual basis)

*Most recent price data available from 13- Aug-2012

Policy+

Initial estimates indicate that the sowing pattern of summer (kharif) crops such as rice and cotton has been close to normal although there are reports of delayed sowing in some regions due to water shortages (OCHA Monsoon Update, 17 August 2012).

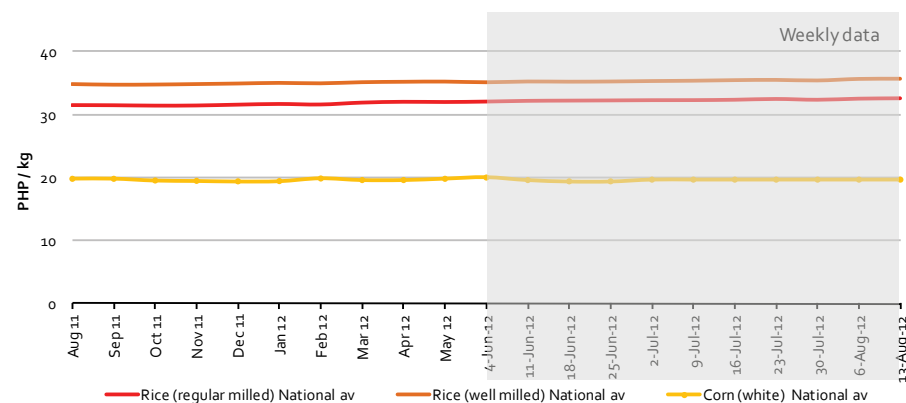


PHILIPPINES, National average and Metro Manila (13 August 2012)

Retail nominal prices

Country Highlights

Staple food prices in the Philippines have remained largely stable since early 2011.



Week of 13-Aug-12

% change

Food item	Market	Price (PHP/kg)	1 week	1 month	3 months	1 year
Rice (regular milled)	National av	32.6	0.2%	1.0%	1.7%	3.6%
Rice (well milled)	National av	35.7	0.1%	1.1%	1.3%	2.4%
Corn (white)	National av	19.7	0.0%	0.7%	-1.2%	-0.7%
Rice (regular milled)	Metro Manila	30.0	0.0%	0.0%	0.0%	0.0%
Rice (well milled)	Metro Manila	35.0	0.0%	0.0%	0.0%	0.0%

↑increase ↓decrease → stable (+/-5% in a weekly basis), (+/-10 % in a monthly basis), and (+/-25% in an annual basis)

Policy+

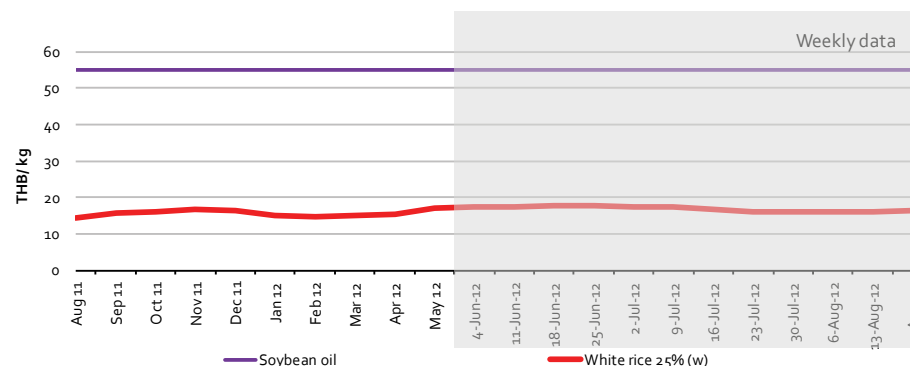
NA



THAILAND, Bangkok (20 August 2012)
Retail nominal prices

Country Highlights

Overall, staple food prices in Bangkok have remained largely stable over the past week.



Week of 20-Aug-12

% change

Food item	Market	Price (THB/kg)	1 week	1 month	3 months	1 year
White rice 25% (w)	Bangkok	16.6	2.5%	-5.0%	-5.6%	9.2%
Chicken	Bangkok	59.0	0.0%	-5.5%	-5.0%	-28.5%
Pork tenderloin	Bangkok	127.5	0.0%	0.0%	-1.9%	-18.8%
Soybean oil (Baht/ltr)	Bangkok	55.0	0.0%	0.0%	0.0%	0.0%

↑increase ↓decrease → stable (+/- 5% in a weekly basis), (+/- 10 % in a monthly basis), and (+/- 25% in an annual basis)

Policy+

NA

Disclaimer and Acknowledgements

The Asia Pacific Weekly Price Monitor is prepared by the Economic, Social and Policy Assistance Group (ESP) of FAO Regional Office for Asia and the Pacific with information from official and unofficial sources.

Conditions can change rapidly and information may not always represent the current food price situation as of the present date . None of the country reports should be regarded in any way as statements of governmental views. The designations employed and the presentation of material in this news bulletin do not imply the expression of any opinion whatsoever on the part of the Food and Agriculture Organization of the United Nations concerning the legal status of any country, territory, city or area or of its authorities, or concerning the delimitation of its frontiers or boundaries. This report has been produced with financial assistance from the European Union. The contents of this publication are the sole responsibility of the authors and can in no way be taken to reflect the views of the European Union.

The support of FAO Country Offices and FAO's Food and Agriculture Policy Decision Analysis (FAPDA) are gratefully acknowledged for their contributions.

To subscribe, please (1) e-mail Listserv@listserv.fao.org, (2) leave the subject blank, and (3) type subscribe "Food-Asia-L"