



# Price and policy information at country level

[AP-Weekly-Price-Monitor@fao.org](mailto:AP-Weekly-Price-Monitor@fao.org)

31 August 2012





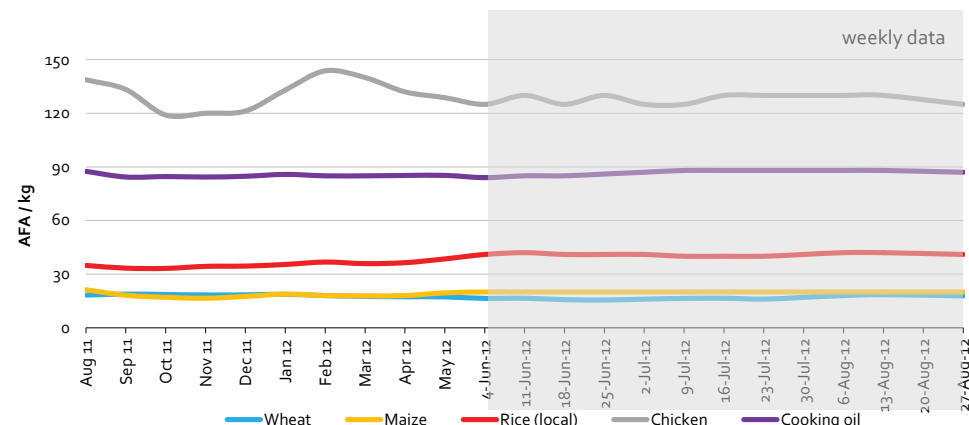
## AFGHANISTAN, Kabul (27 August 2012)

Retail nominal prices

### Country Highlights

Staple food prices in Kabul market have remained relatively stable over the past week.

- However, wheat prices are 11 percent above those observed three months ago.



increase - de

Week of 27-Aug-12

% change

Food item	Market	Price (AFA/kg)	1 week*	1 month	3 months	1 year
Rice local	Kabul	41.0	-2.4%	1.9%	-0.6%	22.4%
Wheat	Kabul	17.8	-3.8%	9.7%	11.0%	-5.1%
Maize	Kabul	20.0	0.0%	0.0%	0.0%	9.6%
Chicken	Kabul	125.0	-3.8%	-2.0%	-2.0%	-7.4%
Cooking oil (AFA/Lt)	Kabul	87.0	-1.1%	-0.9%	2.4%	3.0%

↑increase ↓decrease →stable (+/-5% in a weekly basis), (+/-10% in a monthly basis), and (+/-25% in an annual basis)

\*Most recent price data available from 13-Aug-2012

### Policy+

NA

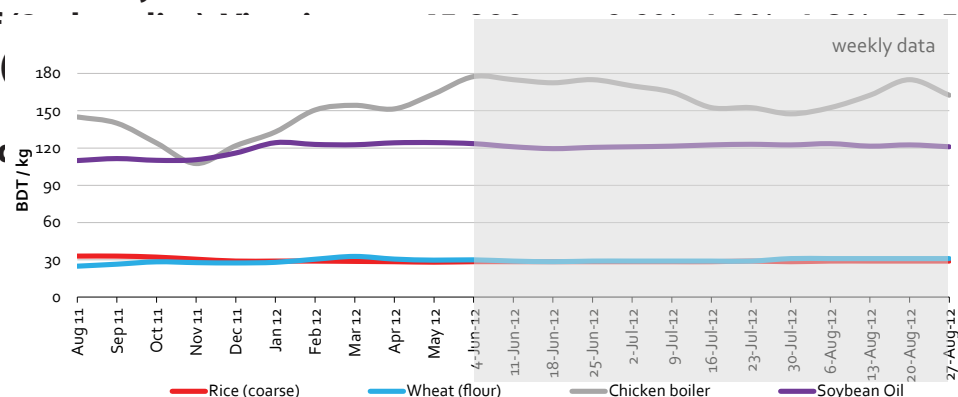


BANGLADESH, Dhaka (27 August 2012)			Week of	20-Aug-12	% change			
Food item	Market	Price (LAK/ kg)	1 week	1 month	3 months	6 months	1 year	
Rice glutinous	Vientiane	5,200	0.0%	-25.7%	-25.7%	-25.7%	-25.7%	
Rice ordinary	Vientiane	7,500	0.0%	7.1%	7.1%	7.1%	7.1%	

### Country Highlights

Staple food prices in Dhaka market have remained relatively stable over the past week, except for chicken prices that fell by 7.1 percent.

### Beef Pork (



Week of 27-Aug-12

Food item	Market	Price (BDT/ kg)	% change			
			1 week	1 month	3 months	1 year
Coarse rice	Dhaka	29.0	0.0%	1.3%	1.8%	-12.1%
Wheat flour	Dhaka	31.0	0.0%	6.9%	6.4%	19.2%
Chicken broiler	Dhaka	162.5	-7.1%	1.6%	-7.1%	-16.5%
Soybean oil (BDT/lt)	Dhaka	121.0	-1.2%	-0.8%	-0.1%	8.5%

↑increase ↓decrease →stable (+/-5% in a weekly basis), (+/-10 % in a monthly basis), and (+/-25% in an annual basis)

### Policy+

The government provides price support to farmers through a procurement programme that buys rice and paddy during the Boro season which account for 56 percent of the annual paddy production. The programme started in 3 May with a new procurement target (1 MMT) until 30 September 2012. As of 8 August, 0.7 MMT had been procured and 0.9 MMT had been contracted (Fortnightly Foodgrain Outlook 101, 29 August 2012).

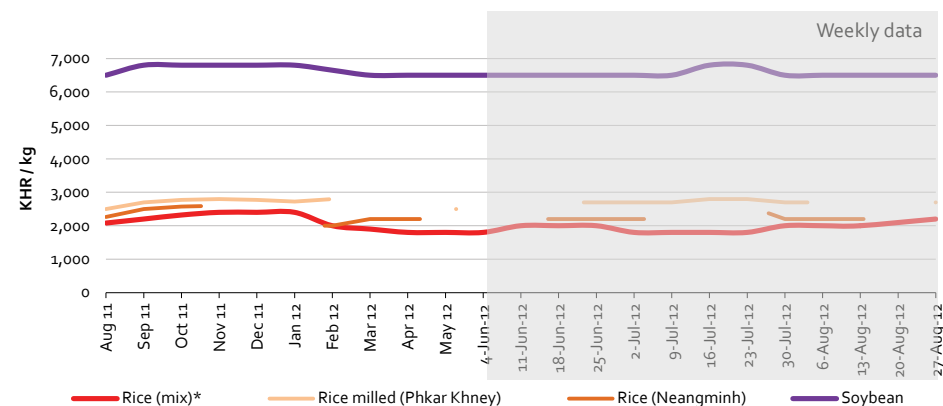


## CAMBODIA, Phnom Penh (27 August 2012)

Wholesale nominal prices

### Country Highlights

Staple food prices in Phnom Penh market have remained relatively stable over the past week, except for rice prices (mix varieties) that increased by 10 percent from the previous week and were 22 and 13 percent higher than those observed a month and three months ago, respectively.



Week of 27-Aug-12

% change

Food item	Market	Price (KHR/kg)	1 week	1 month	3 months	1 year
Rice (mix)	Phnom Pehn	2,200	10%*	22.2%	12.8%	1.1%
Rice (Phkar Khney)	Phnom Pehn	2,700	0.0%	-1.8%	1.9%	1.9%
Rice (Neangminh)	Phnom Pehn	2,200	0.0%	-8.3%	0.0%	-10.2%
Chicken	Phnom Pehn	20,000	0.0%	-7.0%	-9.1%	-14.9%
Soybean oil	Phnom Pehn	6,500	0.0%	-2.3%	0.0%	-3.3%

↑increase ↓decrease →stable (+/-5% in a weekly basis), (+/-10% in a monthly basis), and (+/-25% in an annual basis)

\*Most recent price data available from 13-Aug-2012

### Policy+

NA

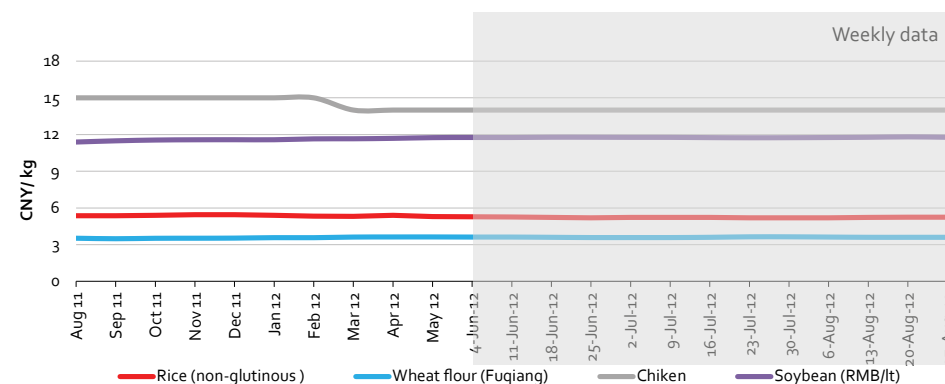


## CHINA, Beijing (27 August 2012)

Retail and wholesale nominal prices

### Country Highlights

Staple food prices in Beijing market have remained relatively stable over the past year.



Week of 27-Aug-12

% change

Food item	Market	Price (RMB/kg)	1 week	1 month	3 months	1 year
Non-Glutinous Rice	Beijing	5.2	0.0%	0.5%	0.0%	-2.2%
Fuqiang Wheat Flour	Beijing	3.6	0.0%	0.0%	-0.1%	3.2%
Chicken (w)	Beijing	14.0	0.0%	0.0%	0.0%	-6.7%
Soybean oil RMB/lt	Beijing	11.8	-0.3%	0.1%	0.1%	2.8%

↑increase ↓decrease →stable (+/-5% in a weekly basis), (+/-10% in a monthly basis), and (+/-25% in an annual basis)

### Policy+

NA

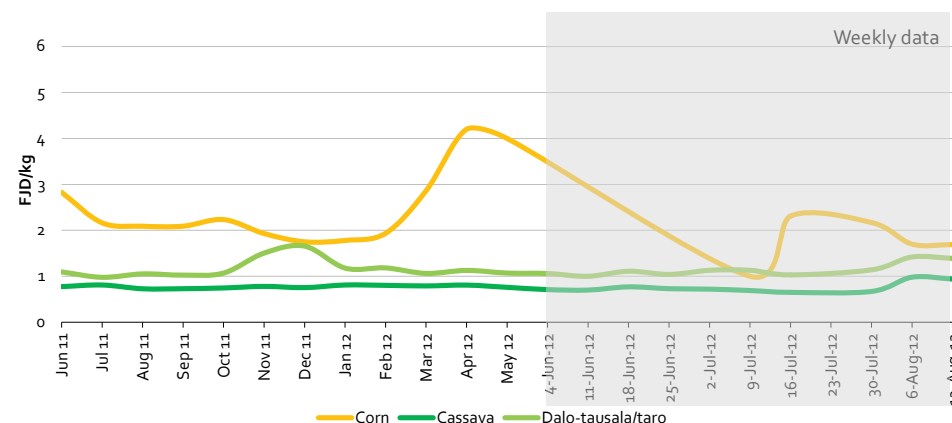


**Fiji, National Average (13 August 2012)**  
Retail nominal prices

### Country Highlights

Staple food prices in Fiji market have remained relatively stable over the past week.

Still, corn, cassava and dalo-tausala prices were 70, 30, and 26 percent above the levels observed a month ago. The main reason behind this situation is a sudden decline in market supply.



Week of 13-Aug-12

% change

Food item	Market	Price (FJD/kg)	1 week	1 month	3 months	1 year
Corn	National av	1.7	-0.6%	69.0%	NA	-24.7%
Cassava	National av	0.9	-4.1%	29.2%	25.3%	30.1%
Dalo-tausala taro	National av	1.4	-2.1%	26.1%	34.6%	34.0%

↑increase ↓decrease →stable (+/-5% in a weekly basis), (+/-10 % in a monthly basis), and (+/-25% in an annual basis)

### Policy+

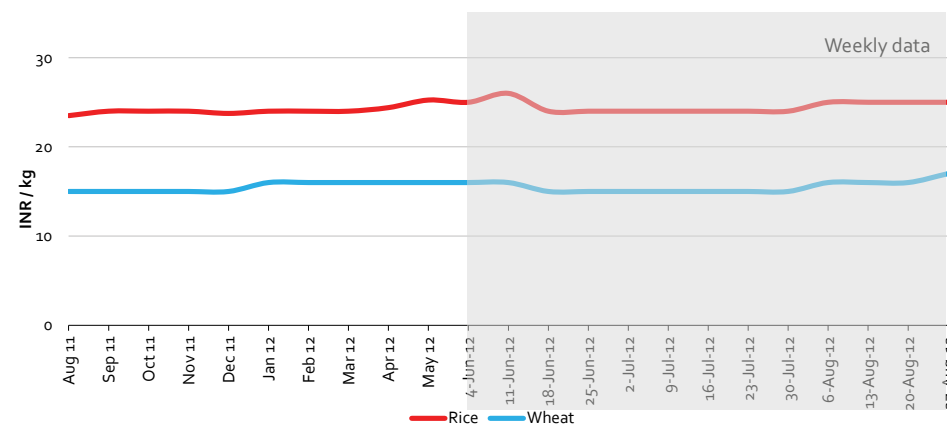
NA



**INDIA, Delhi (27 August 2012)**  
Retail nominal prices

### Country Highlights

Staple food prices in Delhi market have remained relatively stable over the past week, except for wheat that increased by 7 percent over the past week and remained 13 percent higher than the prices registered a month ago.



Week of 27-Aug-12

% change

Food item	Market	Price (INR/kg)	1 week	1 month	3 months	1 year
Rice	New Delhi	25.0	0.0%	4.2%	1.0%	4.2%
Wheat	New Delhi	17.0	6.3%	13.3%	9.7%	13.3%

↑increase ↓decrease →stable (+/-5% in a weekly basis), (+/-10 % in a monthly basis), and (+/-25% in an annual basis)

### Policy+

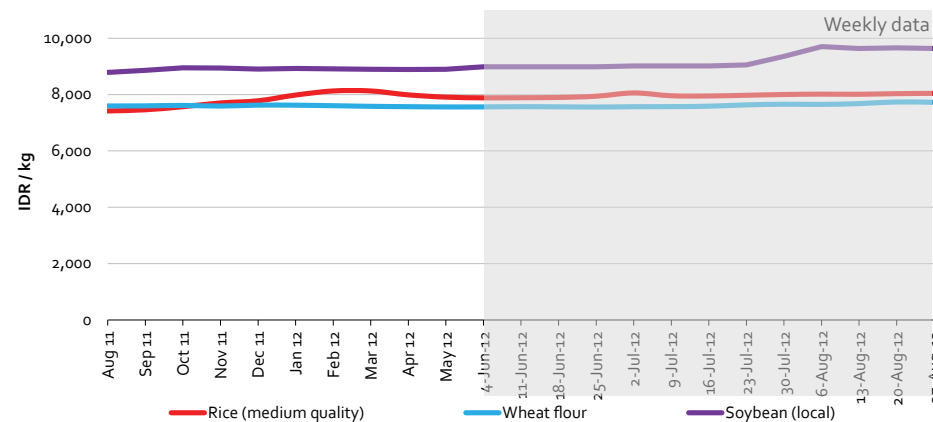
NA



**INDONESIA, National Average (27 August 2012)**  
Retail nominal prices

**Country Highlights**

Staple food prices in Indonesia have remained relatively stable since mid 2011, with the exception of chicken prices which were 11 percent above their levels observed three months ago.



Week of 27-Aug-12

% change

Food item	Market	Price (IDR/kg)	1 week	1 month	3 months	1 year
Rice (medium quality)	National av	8,044	0.1%	0.7%	1.8%	12.2%
Wheat flour	National av	7,725	-0.2%	1.8%	2.1%	1.0%
Chicken	National av	26,812	-1.1%	-0.3%	8.1%	1.6%
Soybean (local)	National av	9,636	-0.2%	6.8%	7.2%	9.2%

↑ increase ↓ decrease → stable (+/-5% in a weekly basis), (+/-10 % in a monthly basis), and (+/-25% in an annual basis)

**Policy+**

NA



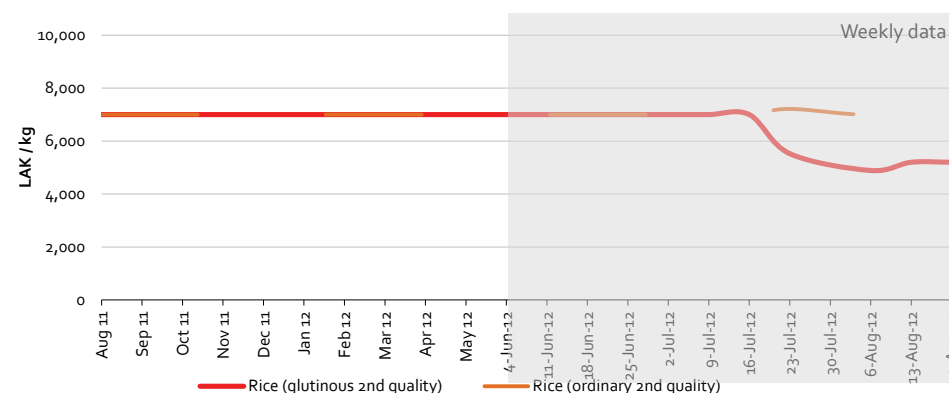
## LAO PDR, Vientiane (20 August 2012)

Retail nominal prices

### Country Highlights

Staple food prices in Vientiane market have remained relatively stable over the past week.

- However, glutinous rice prices were 26 percent below those registered a year ago.



Week of 20-Aug-12

% change

Food item	Market	Price (LAK/kg)	1 week	1 month	3 months	1 year
Rice glutinous	Vientiane	5,200	0.0%	-25.7%	-25.7%	-25.7%
Rice ordinary	Vientiane	7,500	0.0%	7.1%	7.1%	7.1%
Beef (2nd quality)	Vientiane	45,800	0.0%	1.8%	1.8%	20.5%
Pork (2nd quality)	Vientiane	29,700	0.0%	-7.2%	-7.2%	-12.6%
Chicken	Vientiane	41,300	0.0%	-8.2%	-8.2%	3.3%

↑increase ↓decrease → stable (+/-5% in a weekly basis), (+/-10 % in a monthly basis), and (+/-25% in an annual basis)

### Policy+

NA

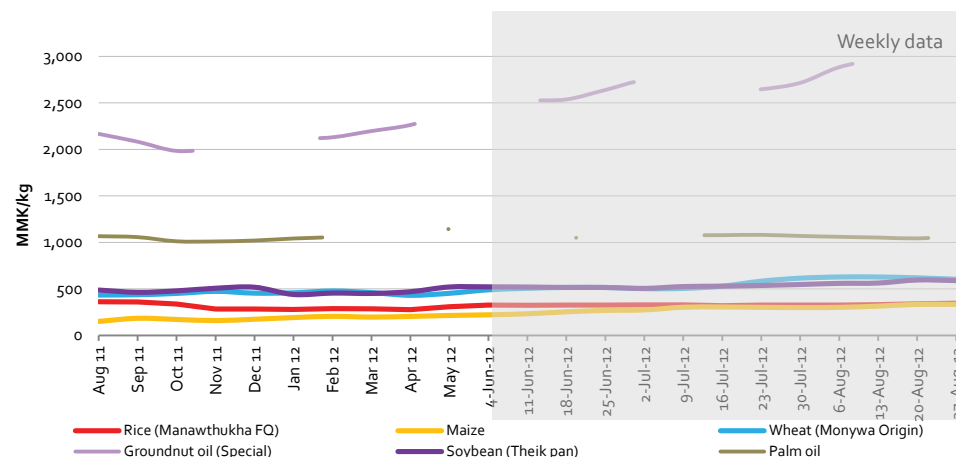


**MYANMAR, Yangon and Mandalay (27 August 2012)**  
Wholesale nominal prices

### Country Highlights

Staple food prices in Yangon and Mandalay markets remained stable over the past week.

However, wheat, maize, groundnut oil and soybean prices remained 14, 13, 14 and 12 percent above the levels observed a month ago, respectively.



Week of 27-Aug-12

% change

Food item	Market	Price (MMK/kg)	1 week	1 month	3 months	1 year
Rice (Manawthukha FQ)	Yangon	347	2.0%	6.3%	6.5%	-3.5%
Wheat (Monywa Origin)	Mandalay	604	-2.5%	13.9%	19.0%	38.7%
Maize	Mandalay	333	-0.2%	12.5%	36.3%	93.9%
Groundnut oil (Special)	Yangon	3,036	2.4%	14.2%	19.6%	43.8%
Soybean (Theik pan)	Yangon	590	-1.0%	12.4%	13.7%	26.2%
Palm oil	Mandalay	1,062	1.8%	-1.2%	0.5%	1.1%

↑increase ↓decrease →stable (+/-5% in a weekly basis), (+/-10% in a monthly basis), and (+/-25% in an annual basis)

### Policy+

NA

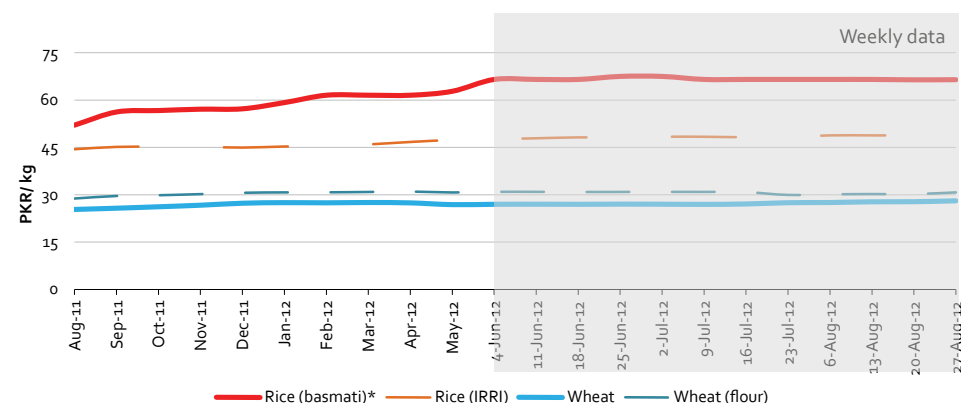


# PAKISTAN, Karachi (27 August 2012)

Retail nominal prices

## Country Highlights

Staple food prices in Karachi market remained stable over the past week.



Week of 27-Aug-12

% change

Food item	Market	Price (PKR/kg)	1 week	1 month	3 months	1 year
Rice (basmati)	Karachi	66.5	0.1%	-0.5%	-0.5%	19.5%
Rice (IRRI)	Karachi	48.9	0.1%	1.1%	1.8%	8.4%
Wheat	Karachi	28.1	1.0%	3.5%	4.0%	9.6%
Wheat flour	Karachi	30.8	1.7%	0.3%	-0.5%	4.9%

↑increase ↓decrease →stable (+/-5% in a weekly basis), (+/-10 % in a monthly basis), and (+/-25% in an annual basis)

## Policy+

NA

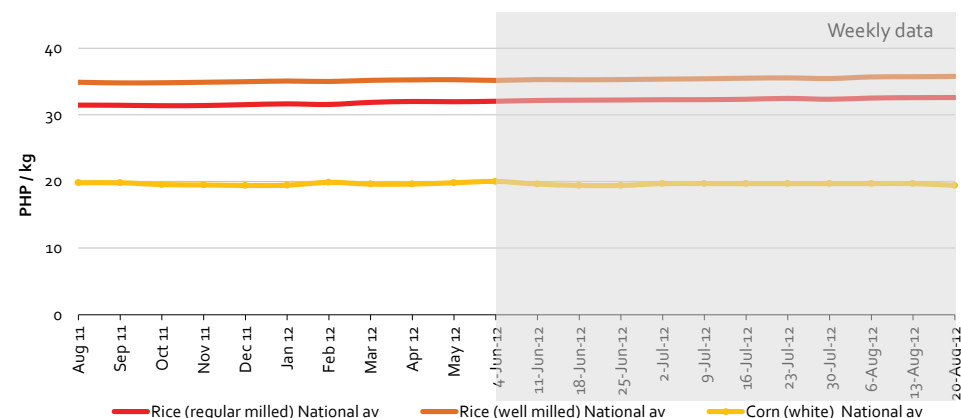


## PHILIPPINES, National average and Metro Manila (27 August 2012)

Retail nominal prices

### Country Highlights

Staple food prices in the Philippines have remained largely stable since early 2011.



Week of 27-Aug-12

% change

Food item	Market	Price (PHP/kg)	1 week	1 month	3 months	1 year
Rice (regular milled)*	National av	32.6	0.1%	1.0%	1.6%	3.7%
Rice (well milled)*	National av	35.8	0.1%	1.1%	1.5%	2.5%
Corn (white)*	National av	19.4	-1.4%	-1.0%	-1.8%	-2.0%
Rice (regular milled)	Metro Manila	30.0	0.0%	0.0%	0.0%	0.0%
Rice (well milled)	Metro Manila	35.0	0.0%	0.0%	0.0%	0.0%

↑increase ↓decrease →stable (+/-5% in a weekly basis), (+/-10 % in a monthly basis), and (+/-25% in an annual basis)

\*Most recent price data available from 20-Aug-2012

### Policy+

NA

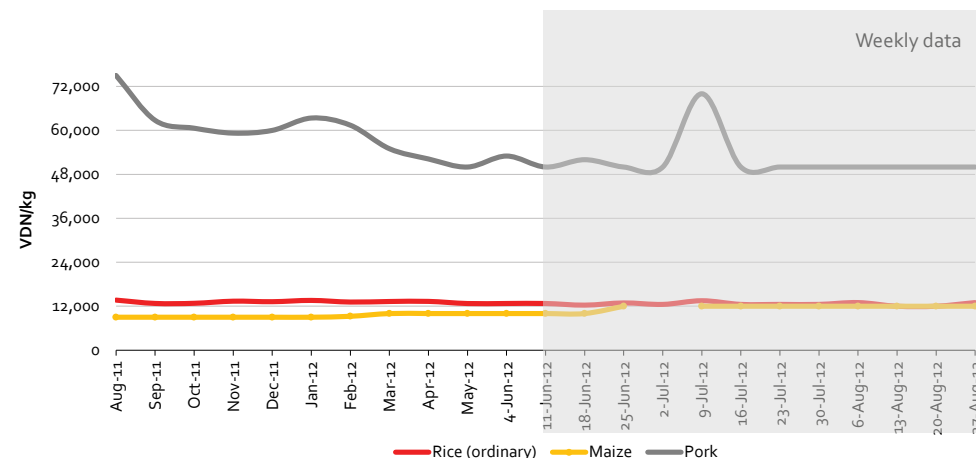


**VIET NAM, Hanoi (27 August 2012)**  
Retail nominal prices

### Country Highlights

Staple food prices in the Hanoi were relatively stable over the past week.

- Rice prices fell by 8 percent over the past week but have remained relatively stable from levels observed a month and a year ago.



Week of 27-Aug-12

% change

Food item	Market	Price (VND/kg)	1 week	1 month	3 months	1 year
Rice ordinary	Hanoi	13,000	8.3%	2.0%	2.6%	0.9%
Maize	Hanoi	12,000	0.0%	0.0%	14.3%	33.3%
Pork	Hanoi	50,000	0.0%	-9.1%	-2.4%	-24.5%

↑increase ↓decrease →stable (+/-5% in a weekly basis), (+/-10% in a monthly basis), and (+/-25% in an annual basis)

**Policy+**  
NA

## Disclaimer and Acknowledgements

The Asia Pacific Weekly Price Monitor is prepared by the Economic, Social and Policy Assistance Group (ESP) of FAO Regional Office for Asia and the Pacific with information from official and unofficial sources.

Conditions can change rapidly and information may not always represent the current food price situation as of the present date . None of the country reports should be regarded in any way as statements of governmental views. The designations employed and the presentation of material in this news bulletin do not imply the expression of any opinion whatsoever on the part of the Food and Agriculture Organization of the United Nations concerning the legal status of any country, territory, city or area or of its authorities, or concerning the delimitation of its frontiers or boundaries. This report has been produced with financial assistance from the European Union. The contents of this publication are the sole responsibility of the authors and can in no way be taken to reflect the views of the European Union.

The support of FAO Country Offices and FAO's Food and Agriculture Policy Decision Analysis (FAPDA) are gratefully acknowledged for their contributions.

To subscribe, please (1) e-mail [Listserv@listserv.fao.org](mailto:Listserv@listserv.fao.org), (2) leave the subject blank, and (3) type subscribe "Food-Asia-L"