



# Price and policy information at country level

[AP-Weekly-Price-Monitor@fao.org](mailto:AP-Weekly-Price-Monitor@fao.org)

26 October 2012



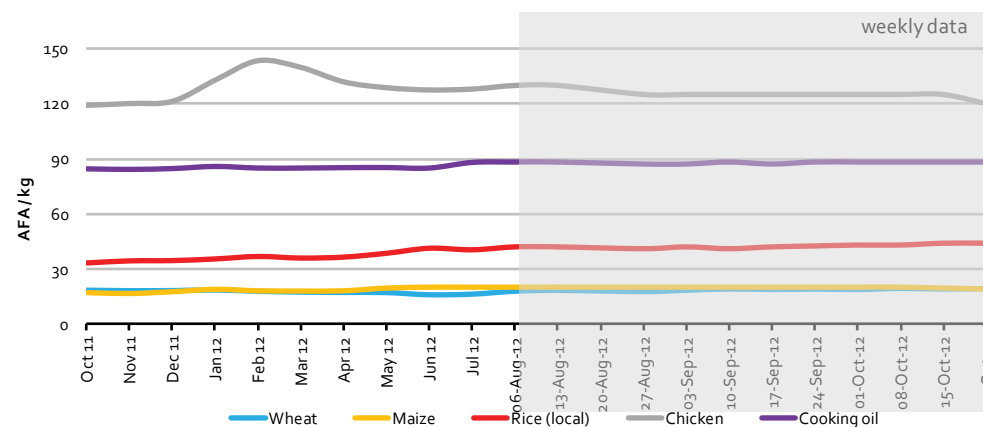


## AFGHANISTAN, Kabul (22 October 2012)

Retail nominal prices

### Country Highlights

Staple food prices in Kabul market have been relatively stable over the past week and over the past month.



Week of 22-Oct-12

% change

Food item	Market	Price (AFA/kg)	1 week	1 month	3 months	1 year
Rice local	Kabul	44.0	0.0%	6.0%	5.6%	26.6%
Wheat	Kabul	19.5	1.1%	4.4%	9.3%	5.4%
Maize	Kabul	19.0	-2.6%	-5.0%	-5.0%	15.2%
Chicken	Kabul	120.0	-4.0%	-4.0%	-7.7%	0.0%
Cooking oil (AFA/Lt)	Kabul	88.0	0.0%	0.9%	0.0%	2.9%

↑increase ↓decrease → stable (+/-5% in a weekly basis), (+/-10 % in a monthly basis), and (+/-25% in an annual basis)

### Policy+

NA

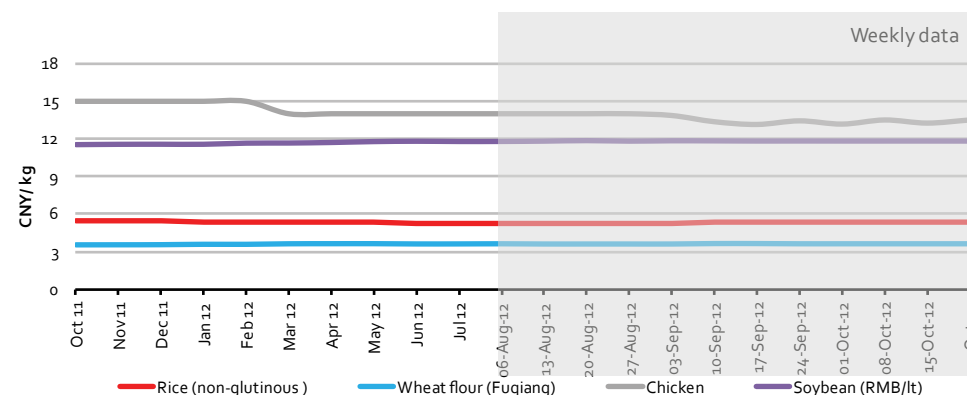


## CHINA, Beijing (22 October 2012)

Retail and wholesale nominal prices

### Country Highlights

Staple food prices in Beijing market have remained relatively stable over the past year.



Week of 22-Oct-12

% change

Food item	Market	Price (RMB/kg)	1 week	1 month	3 months	1 year
Non-Glutinous Rice	Beijing	5.4	0.0%	1.7%	3.2%	-0.8%
Fuqiang Wheat Flour	Beijing	3.6	0.0%	0.0%	0.1%	2.8%
Chicken (w)	Beijing	13.5	1.9%	-0.7%	-3.6%	-10.0%
Soybean oil RMB/lt	Beijing	11.8	0.0%	-0.1%	0.1%	1.9%

↑increase ↓decrease → stable (+/-5% in a weekly basis), (+/-10% in a monthly basis), and (+/-25% in an annual basis)

### Policy+

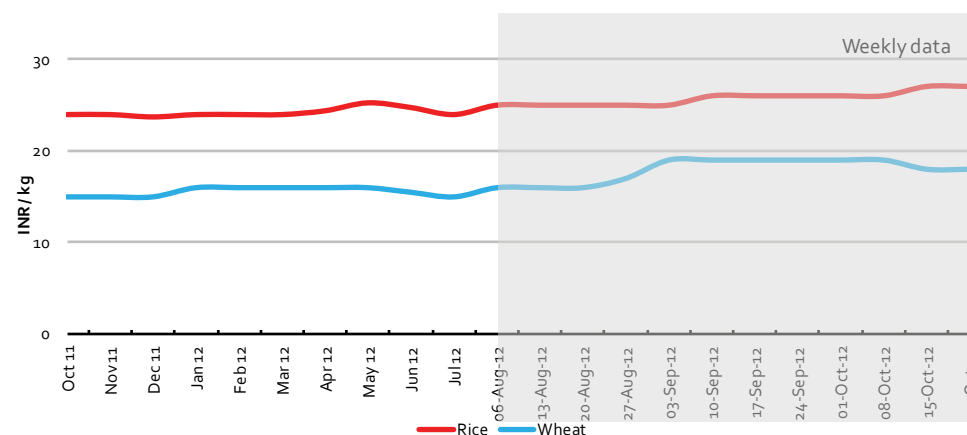
Regulations on farmer loans will come into effective on 1 January 2013. The China Banking Regulatory Commission (CBRC) will regulate farmer loan issuance and help financial institutions strengthen risk management to avoid bad debts. The regulations also aim to improve farmers' access to financial services and protect their legitimate rights (Ministry of Agriculture, 22 October 2012).



**INDIA, Delhi (22 October 2012)**  
Retail nominal prices

**Country Highlights**

- Rice prices in Delhi market have remained relatively stable over the past week.
- Wheat prices in Delhi market were 14 percent above the levels observed three months ago.



Week of 22-Oct-12

Food item	Market	Price (INR/ kg)	% change			
			1 week	1 month	3 months	1 year
Rice	New Delhi	27.0	0.0%	5.9%	9.1%	12.5%
Wheat	New Delhi	18.0	0.0%	-2.7%	14.3%	20.0%

↑increase ↓decrease → stable (+/-5%in a weekly basis),(+/- 10 %in a monthly basis), and (+/-25%in an annual basis)

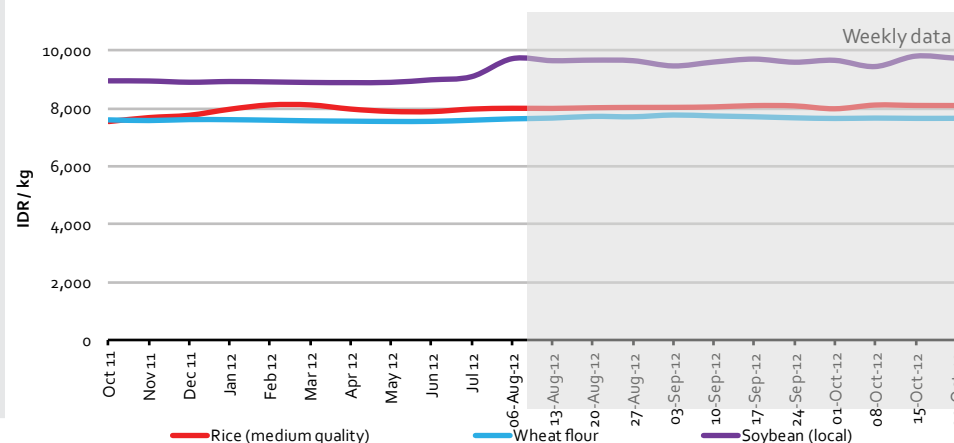
**Policy+**  
NA



**INDONESIA, National Average (22 October 2012)**  
Retail nominal prices

### Country Highlights

Staple food prices in Indonesia have remained relatively stable since mid 2011.



Week of 22-Oct-12

% change

Food item	Market	Price (IDR/kg)	1 week	1 month	3 months	1 year
Rice (medium quality)	National av	8,107	0.0%	0.4%	1.1%	12.2%
Wheat flour	National av	7,671	0.0%	-0.8%	-0.1%	1.0%
Chicken	National av	24,760	-2.1%	-1.9%	-9.0%	0.3%
Soybean (local)	National av	9,721	-0.7%	0.9%	1.4%	8.6%

↑increase ↓decrease → stable (+/-5% in a weekly basis), (+/-10% in a monthly basis), and (+/-25% in an annual basis)

### Policy+

NA

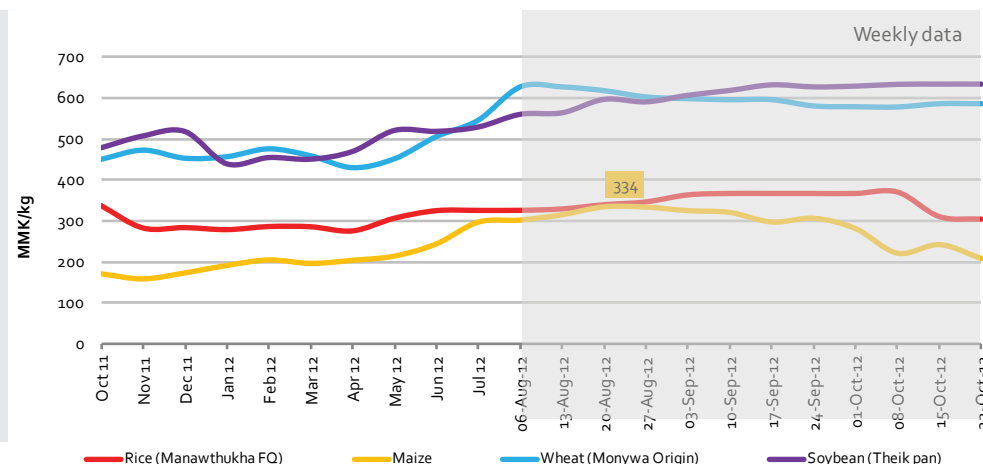


**MYANMAR, Yangon and Mandalay (22 October 2012)**  
Wholesale nominal prices

### Country Highlights

Staple food prices in Myanmar have remained relatively stable over the past week, except for:

- **Maize prices** dropped by 14 percent over the past week and remained 37 percent below the peak in late-August.



Week of 22-Oct-12

% change

Food item	Market	Price (MMK/kg)	1 week	1 month	3 months	1 year
Rice (Manawthukha FQ)	Yangon	305	-1.8%	-15.5%	-7.7%	6.0%
Wheat (Monywa Origin)	Mandalay	587	0.0%	-2.1%	-5.7%	27.7%
Maize	Mandalay	209	-13.7%	-34.5%	-33.2%	30.3%
Groundnut oil (Special)	Yangon	2,607	2.6%	-10.5%	-9.5%	31.9%
Soybean (Theik pan)	Yangon	633	0.0%	3.6%	11.7%	26.6%
Palm oil	Mandalay	862	-0.3%	-17.7%	-18.4%	-14.3%

↑ increase ↓ decrease → stable (+/- 5% in a weekly basis), (+/- 10 % in a monthly basis), and (+/- 25% in an annual basis)

### Policy+

NA

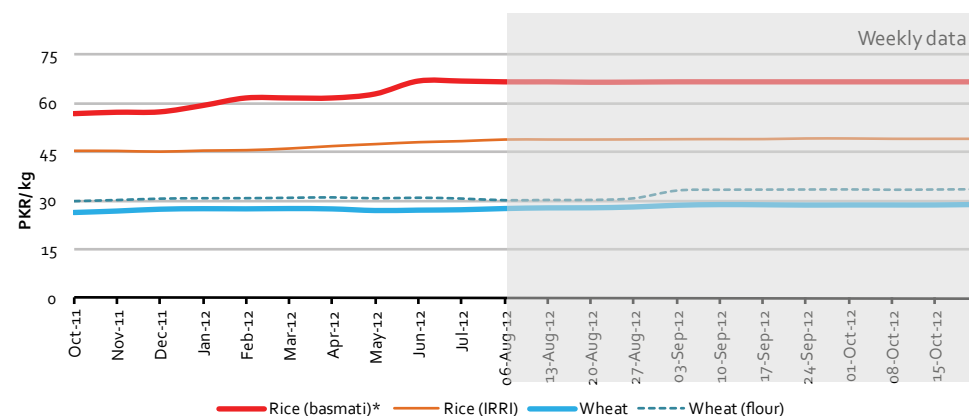


## PAKISTAN, Karachi (22 October 2012)

Retail nominal prices

### Country Highlights

Staple food prices in Karachi market remained stable over the past week.



Week of 22-Oct-12

% change

Food item	Market	Price (PKR/kg)	1 week	1 month	3 months	1 year
Rice (basmati)	Karachi	66.5	0.0%	0.0%	0.1%	16.9%
Rice (IRRI)	Karachi	49.0	0.0%	0.3%	0.5%	8.5%
Wheat	Karachi	28.9	0.6%	1.1%	4.4%	9.7%
Wheat flour	Karachi	33.6	0.3%	2.7%	11.1%	11.9%

↑increase ↓decrease → stable (+/-5% in a weekly basis), (+/-10% in a monthly basis), and (+/-25% in an annual basis)

### Policy+

NA

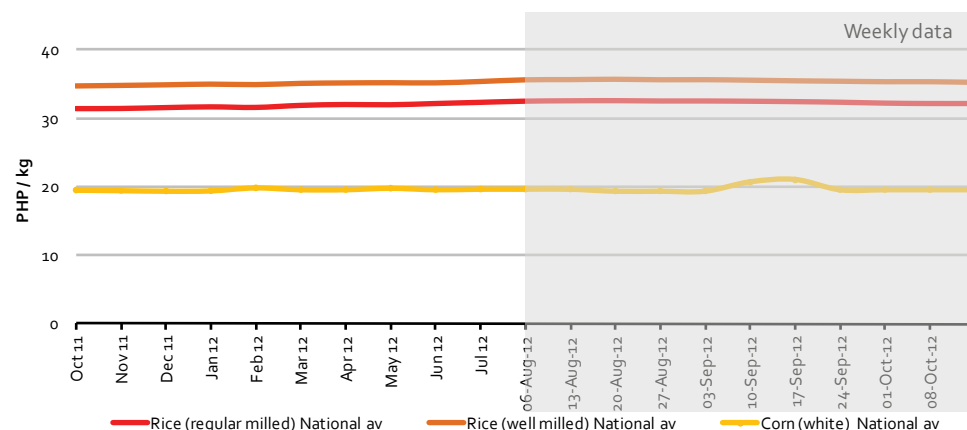


## PHILIPPINES, National average and Metro Manila (22 October 2012)

Retail nominal prices

### Country Highlights

Staple food prices in the Philippines have remained largely stable since early 2011.



Week of 22-Oct-12

% change

Food item	Market	Price (PHP/kg)	1 week	1 month	3 months	1 year
Rice (regular milled)*	National av	30.0	0.0%	-7.7%	-7.7%	-4.3%
Rice (well milled)*	National av	35.0	0.0%	-1.8%	-1.8%	0.5%
Corn (white)*	National av	21.0	1.6%	6.8%	7.1%	6.1%
Rice (regular milled)	Metro Manila	32.2	0.0%	7.2%	7.2%	7.2%
Rice (well milled)	Metro Manila	35.3	-0.3%	0.9%	0.9%	0.9%

↑increase ↓decrease → stable (+/-5% in a weekly basis), (+/-10 % in a monthly basis), and (+/-25% in an annual basis)

\*Most recent price data available from 15-Oct-2012

### Policy+

NA





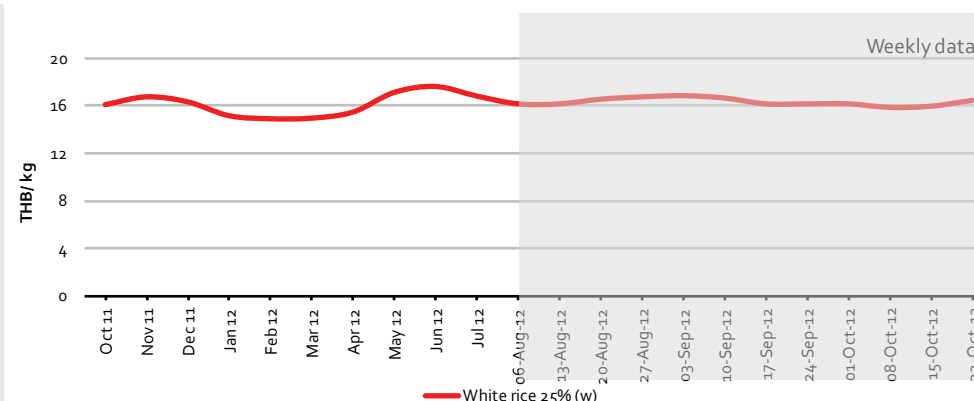
## THAILAND, Bangkok (22 October 2012)

Retail nominal prices

### Country Highlights

Overall, staple food prices in Bangkok have remained largely stable over the past week.

- Chicken prices were almost 30 percent below those observed a year earlier.
- Pork prices were over 11 percent below the levels registered a month ago.



Week of 22-Oct-12

% change

Food item	Market	Price (THB/kg)	1 week	1 month	3 months	1 year
White rice 25% (w)	Bangkok	16.5	3.1%	-0.9%	1.4%	0.2%
Chicken	Bangkok	59.0	0.0%	0.0%	-0.8%	-28.5%
Pork tenderloin	Bangkok	115.0	0.0%	-10.7%	-9.6%	-9.8%
Soybean oil (Baht/ltr)	Bangkok	55.0	0.0%	0.0%	0.0%	0.0%

↑ increase ↓ decrease → stable (+/- 5% in a weekly basis), (+/- 10 % in a monthly basis), and (+/- 25% in an annual basis)

### Policy+

NA

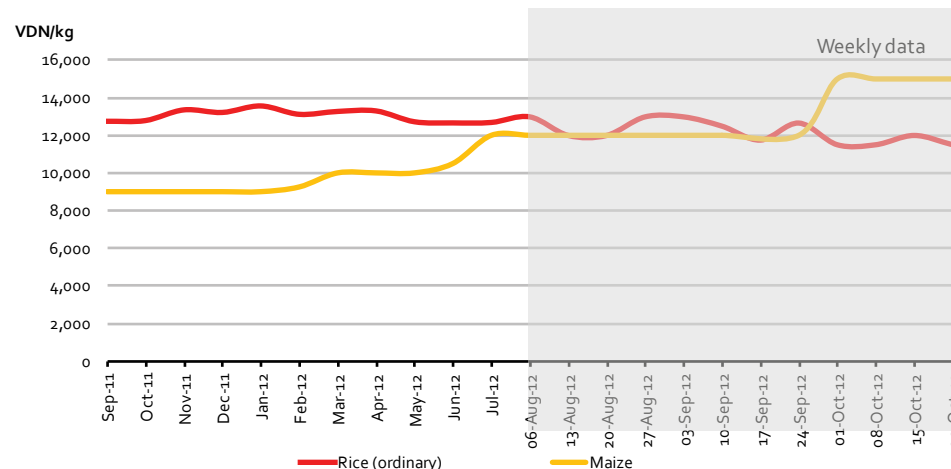


**VIET NAM, Hanoi (22 October 2012)**  
Retail nominal prices

### Country Highlights

Staple food prices in the Hanoi were relatively stable over the past week.

- Pork prices have been gradually falling since January 2012 and dropped by 7 percent over the past week.



Week of 22-Oct-12

% change

Food item	Market	Price (VND/kg)	1 week	1 month	3 months	1 year
Rice ordinary	Hanoi	11,500	-4.2%	-8.5%	-7.1%	-13.2%
Maize	Hanoi	15,000	0.0%	25.0%	25.0%	66.7%
Pork	Hanoi	45,000	-6.3%	-8.2%	-10.0%	-26.5%

↑increase ↓decrease → stable (+/-5%in a weekly basis), (+/-10 %in a monthly basis), and (+/-25%in an annual basis)

### Policy+

The Prime Minister approved the National Action Plan on Climate Change for the period 2012 to 2020. Therefore, the tasks set until 2020 is to strengthen the capacity of climate monitoring and early warning of natural disasters; ensuring food and water security; actively responding to natural disasters, such as flooding in big cities; mitigating greenhouse gas emissions and developing low-carbon economy (Government of Viet Nam, 21 October 2012).

## Disclaimer and Acknowledgements

The Asia Pacific Weekly Price Monitor is prepared with information from official and non-official sources by the Economic, Social and Policy Assistance Group (ESP).

Conditions can change rapidly and information may not always represent the current food price situation as of the present date.

As policy information is based on official and non-official sources, not all of them should be taken as official government position. The designations employed and the presentation of material in this report do not imply the expression of any opinion whatsoever on the part of the Food and Agriculture Organization of the United Nations concerning the legal status of any country, territory, city or area or of its authorities, or concerning the delimitation of its frontiers or boundaries.

The support of FAO Country Offices and FAO's Food and Agriculture Policy Decision Analysis (FAPDA) are gratefully acknowledged for their contributions.

To subscribe, please (1) e-mail [Listserv@listserv.fao.org](mailto:Listserv@listserv.fao.org), (2) leave the subject blank, and (3) type subscribe "Food-Asia-L"

For further enquiries, please contact [AP-Weekly-Price-Monitor@fao.org](mailto:AP-Weekly-Price-Monitor@fao.org)

*I sincerely hope this weekly report is useful and meets your expectations.*

*Yours sincerely,  
Hiroyuki Konuma  
Assistant Director-General and  
Regional Representative for Asia and the Pacific*