



Asia Pacific Weekly Price Monitor

Regional Office for Asia and the Pacific

15 March 2013



Policy

The **Government of India** adopted several measures to improve farmer's access to credit. Among them were

- (i) the fixation of annual targets of agricultural credit flow
- (ii) the provision of crop loans up to INR 300 000 (USD 5 500) at 4 percent per annum to farmers respecting repayment schedule fixed by banks
- (iii) the extension of an interest subvention scheme under the "Kisan Credit Card" for production storage purposes

(Press Information Bureau, 08 March 2013).

Prices

Over the past week, staple food commodity prices remained relatively stable in all reporting countries, except for:

- In **Cambodia**, the prices of rice mix, Neangminh variety and high quality Phkar Khney rice increased by 11, 10 and 12 percent, respectively.
- Maize prices in **Myanmar** increased by 7 percent.
- In **Samoa**, taro palagi and banana prices increased by 21 and 10 percent from January to February, respectively and ta'amu prices fell by 19 percent during the same period of time. prices increased by 21 and 10 percent, respectively.

Technical note: Price changes are calculated from W_x , where W =week and x indicates the most recent week. The **one week** change is calculated as $[(W_x/W_{x-1})-1]$; the **one month** change is calculated as $[(W_x/\text{average}(W_{x-1}, W_{x-2}, W_{x-3}, W_{x-4}))-1]$; the **three months** change is calculated as $[(W_x/\text{average}(W_{x-9}, W_{x-10}, W_{x-11}, W_{x-12}))-1]$; and the **one year** change is calculated as $[(W_x/\text{average}(W_{x-49}, W_{x-50}, W_{x-51}, W_{x-52}))]$. The criteria to flag unusual price movements are the following: **on a weekly basis**, nominal price variations below plus or minus 5 percent are considered "stable." **On a monthly basis**, nominal price variations below plus or minus 10 percent are considered "stable." **On an annual basis**, nominal price variations below plus or minus 25 percent are considered "stable."



Asia Pacific Weekly Price Monitor

Regional Office for Asia and the Pacific

Price changes: 11-15 March

		Food item	Market	1 week	1 month	3 months	1 year	Price (LCU/kg)	LCU
CHICKEN	Bangladesh	Chicken broiler	Dhaka	1.6%	1.2%	10.2%	0.4%	155	BDT/kg
MAIZE	Myanmar	Maize	Mandalay	-6.9%	2.3%	25.2%	36.4%	269	MMK/kg
RICE	Afghanistan	Rice (Low quality)	Kabul	0.0%	0.0%	0.0%	44.8%	42.0	AFA/ kg
	Myanmar	Rice (Manawthukha FQ)	Yangon	-2.2%	-1.8%	17.8%	23.5%	354	MMK/kg
	Cambodia	Rice (mix)	Phnom Pehn	11.1%	11.1%	0.0%	8.1%	2,000	KHR/kg
	Cambodia	Rice (Neangminh)	Phnom Pehn	10.0%	10.0%	-12.0%	0.0%	2,200	KHR/kg
	Cambodia	Rice (Phkar Khney)	Phnom Pehn	12.0%	12.0%	0.0%	12.0%	2,800	KHR/kg
ROOTS & TUBERS	Samoa	Ta'amu	Fugalei		-18.6%	46.0%	9.9%	4.4	SAT/kg
	Samoa	Taro	Fugalei		20.5%	35.0%	-7.4%	2.5	SAT/kg
	Samoa	Taro palagi	Fugalei		-0.7%	90.4%	120.2%	4.0	SAT/kg
WHEAT	Myanmar	Wheat (Monywa Origin)	Mandalay	-2.4%	-20.1%	-25.7%	-4.9%	438	MMK/kg
	Afghanistan	Wheat Flour	Kabul	0.0%	-3.0%	-3.0%	33.3%	32.0	AFA/ kg
FRUITS	Samoa	Banana	Fugalei		10.3%	185.5%	120.6%	2.1	SAT/kg
	Samoa	Coconut	Fugalei		3.1%	10.9%	10.9%	0.7	SAT/kg

Technical note: Price changes are calculated from W_x , where W =week and x indicates the most recent week. The **one week** change is calculated as $[(W_x/W_{x-1})-1]$; the **one month** change is calculated as $[(W_x/\text{average}(W_{x-1}, W_{x-2}, W_{x-3}, W_{x-4})) - 1]$; the **three months** change is calculated as $[(W_x/\text{average}(W_{x-9}, W_{x-10}, W_{x-11}, W_{x-12})) - 1]$; and the **one year** change is calculated as $[(W_x/\text{average}(W_{x-49}, W_{x-50}, W_{x-51}, W_{x-52})) - 1]$. The criteria to flag unusual price movements are the following: **on a weekly basis**, nominal price variations below plus or minus 5 percent are considered "stable." **On a monthly basis**, nominal price variations below plus or minus 10 percent are considered "stable." **On an annual basis**, nominal price variations below plus or minus 25 percent are considered "stable."



Price and policy information at country level

15 March 2013





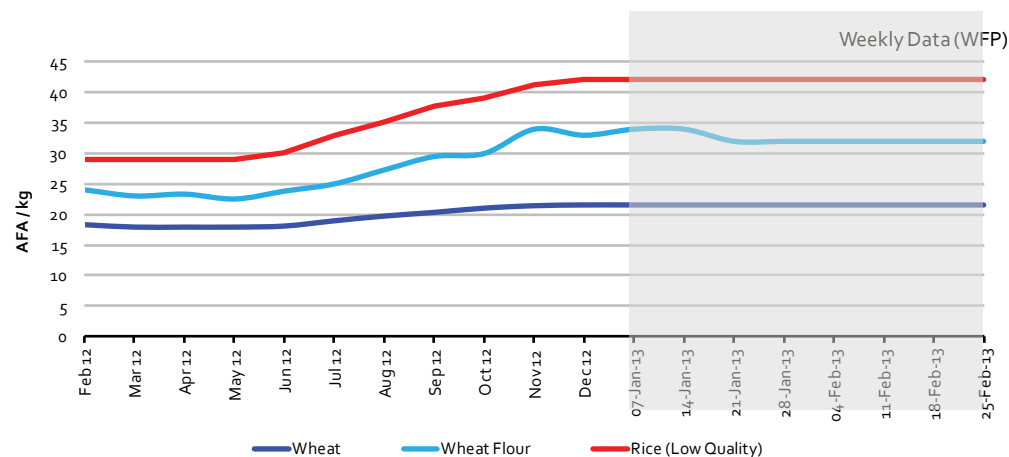
AFGHANISTAN, Kabul (25 February 2013)

Retail nominal prices

Country Highlights

Staple food prices in Kabul market remained stable over the last week of February.

Wheat, wheat flour and rice prices were 16, 33 and 45 percent higher than the price levels observed a year earlier, respectively.



Week of 25-Feb-13		% change				
Food item	Market	Price (AFA/kg)	1 week	1 month	3 months	1 year
Wheat	Kabul	21.5	0.0%	0.0%	0.0%	16.2%
Wheat Flour	Kabul	32.0	0.0%	-3.0%	-3.0%	33.3%
Rice (Low quality)	Kabul	42.0	0.0%	0.0%	0.0%	44.8%
Oil	Kabul	81.0	0.0%	0.0%	-5.8%	-6.1%

↑increase ↓decrease → stable (+/- 5% on a weekly basis), (+/- 10 % on a monthly basis), and (+/- 25% on an annual basis)

Policy+

NA



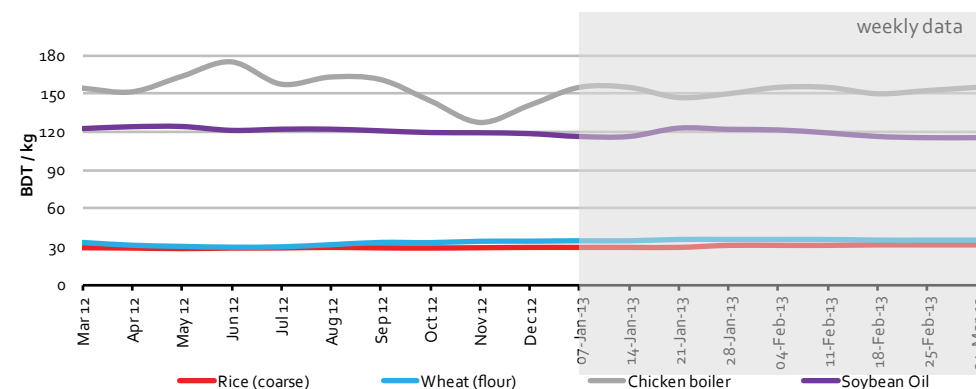
BANGLADESH, Dhaka (11 March 2013)

Retail nominal prices

Country Highlights

Staple food prices in Dhaka market were relatively stable during the previous week.

Chicken prices were 10 percent above the prices registered three months ago. In early February, the Bangladeshi veterinary authorities reported another outbreak of highly pathogenic avian influenza (HPAI) at a commercial poultry farm in Dhaka.



Week of 4-Mar-13

% change

Food item	Market	Price (BDT/kg)	1 week	1 month	3 months	1 year
Coarse rice	Dhaka	31.0	0.0%	0.8%	6.9%	7.8%
Wheat flour	Dhaka	34.5	0.0%	-0.7%	2.2%	5.3%
Chicken broiler	Dhaka	155.0	1.6%	1.2%	10.2%	0.4%
Soybean oil (BDT/lt)	Dhaka	115.0	0.0%	-2.4%	-2.6%	-6.2%

↑increase ↓decrease → stable (+/-5%on a weekly basis), (+/-10 %on a monthly basis), and (+/-25%on an annual basis)

Policy+

According to a media report, the poultry industry reports a significant recovery from HPAI (The Daily Star, 07 March 2013).



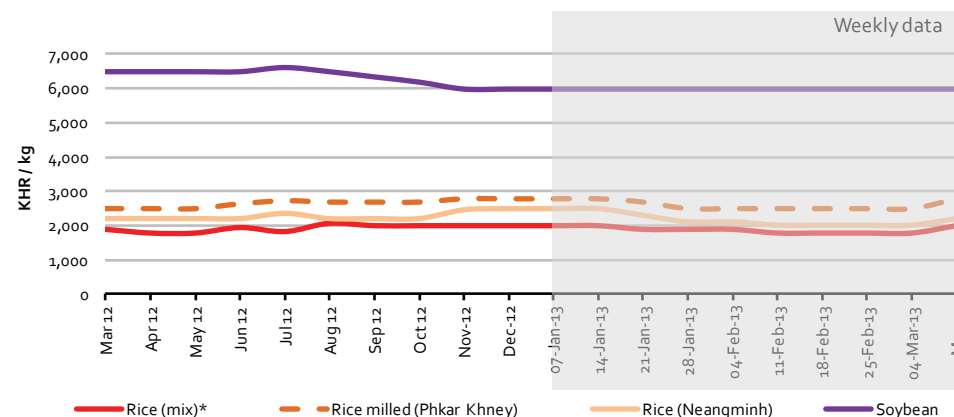
CAMBODIA, Phnom Penh (11 March 2013)

Wholesale nominal prices

Country Highlights

Staple food prices in Phnom Penh markets present upward trends for different rice varieties:

- Prices of rice mix and Phkar Khney (high quality variety) increased by 11 and 12 percent from the previous week, respectively; and were also 11 and 12 percent above the price levels observed a month ago.
- Prices of Neangminh rice increased by 10 percent but were 12 percent below the levels observed three months ago.



Week of 11-Mar-13

% change

Food item	Market	Price (KHR/kg)	1 week	1 month	3 months	1 year
Rice (mix)	Phnom Pehn	2,000	11.1%	11.1%	0.0%	8.1%
Rice (Phkar Khney)	Phnom Pehn	2,800	12.0%	12.0%	0.0%	12.0%
Rice (Neangminh)	Phnom Pehn	2,200	10.0%	10.0%	-12.0%	0.0%
Chicken	Phnom Pehn	22,000	0.0%	-7.4%	4.8%	-5.4%
Soybean oil	Phnom Pehn	6,000	0.0%	0.0%	0.0%	-7.7%

↑ increase ↓ decrease → stable (+/- 5% on a weekly basis), (+/- 10 % on a monthly basis), and (+/- 25% on an annual basis)

Policy+

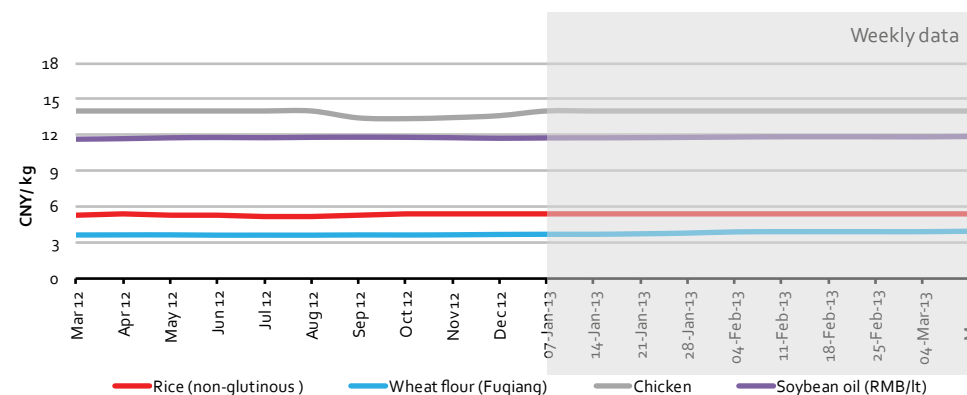
NA



CHINA, Beijing (11 March 2013)
Retail and wholesale nominal prices

Country Highlights

Staple food prices in Beijing markets remained relatively stable over the past week and overall, throughout 2013.



Week of 11-Mar-13

% change

Food item	Market	Price (RMB/kg)	1 week	1 month	3 months	1 year
Non-Glutinous Rice	Beijing	5.4	-0.4%	-0.3%	-0.2%	1.0%
Fuqiang Wheat Flour	Beijing	3.9	1.0%	1.0%	7.3%	8.7%
Chicken (w)	Beijing	14.0	0.0%	0.0%	1.2%	0.0%
Soybean oil RMB/lt	Beijing	11.8	0.2%	0.2%	0.9%	1.5%

↑increase ↓decrease → stable (+/-5% on a weekly basis), (+/-10% on a monthly basis), and (+/-25% on an annual basis)

Policy+

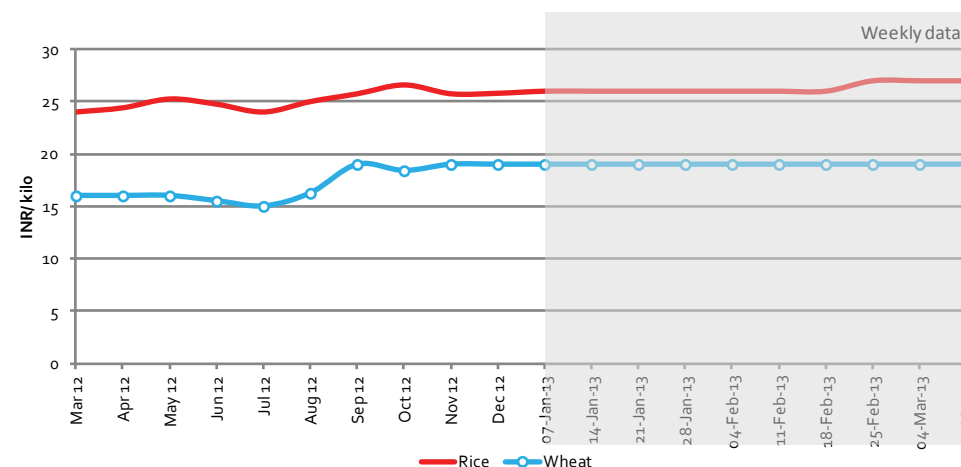
NA



INDIA, Delhi (11 March 2013)
Retail nominal prices

Country Highlights

Staple food prices in Delhi market remained relatively stable over the past week.



Week of 11-Mar-13

Food item	Market	Price (INR/ kg)	% change			
			1 week	1 month	3 months	1 year
Rice	New Delhi	27.0	0.0%	1.9%	3.8%	12.5%
Wheat	New Delhi	19.0	0.0%	0.0%	0.0%	18.8%

↑increase ↓decrease → stable (+/-5%on a weekly basis),(+/- 10 %on a monthly basis), and (+/-25%on an annual basis)

Policy+

The Government adopted several measures to improve farmer's access to credit. Among them were (i) the fixation of annual targets of agricultural credit flow; (ii) the provision of crop loans up to INR 300 000 (USD 5 500) at 4 percent per annum to farmers respecting the repayment schedule fixed by banks; and (iii) the extension of an interest subvention scheme under the "Kisan Credit Card" for production storage purposes (Press Information Bureau, 08 March 2013).

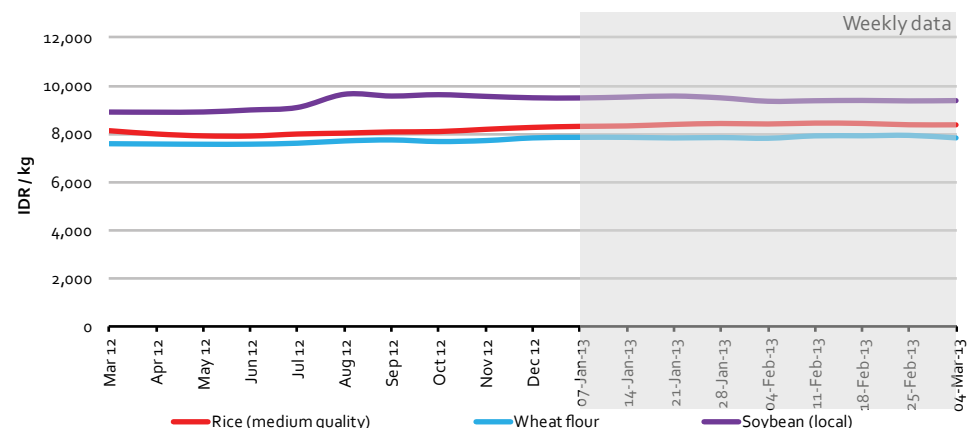


INDONESIA, National Average (25 February 2013)

Retail nominal prices

Country Highlights

Staple food prices in Indonesia markets remained largely stable during the last week of February and also throughout 2013.



Week of 4-Mar-13

% change

Food item	Market	Price (IDR/kg)	1 week	1 month	3 months	1 year
Rice (medium quality)	National av	8,376	0.0%	-0.5%	1.1%	3.1%
Wheat flour	National av	7,824	-1.3%	-0.8%	-0.2%	3.2%
Chicken	National av	25,272	-0.5%	-4.0%	-3.3%	3.6%
Soybean (local)	National av	9,385	0.1%	0.1%	-1.1%	5.5%

↑increase ↓decrease → stable (+/-5% on a weekly basis), (+/-10% on a monthly basis), and (+/-25% on an annual basis)

Policy+

The Ministry of Agriculture is providing training to farmers on post harvest and packaging processes to improve food safety and quality for agro-products (especially fruits) and meet export standards (Berita Pertanian Online, 08 March 2013).

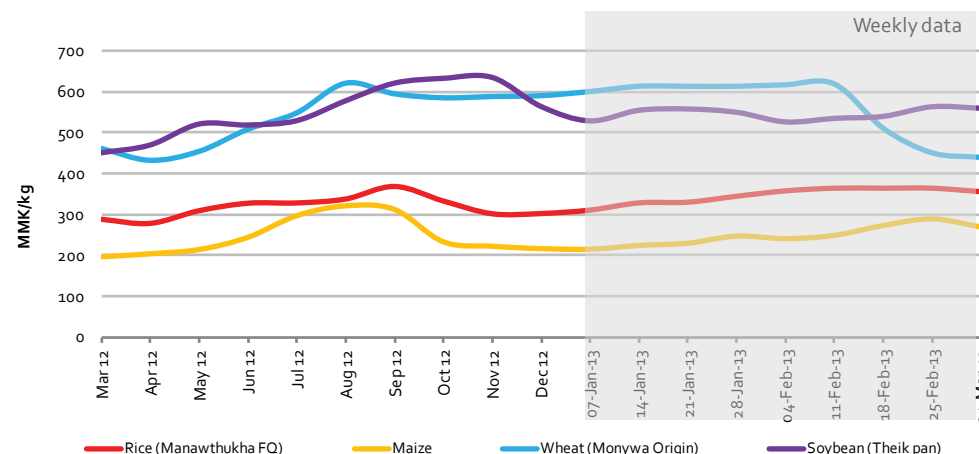


MYANMAR, Yangon and Mandalay (4 March 2013) Wholesale nominal prices

Country Highlights

Staple food prices in Myanmar were relatively stable during the first week of March except for maize prices.

- Rice prices were 18 percent above the levels observed three months ago.
- Wheat prices were 20 and 26 percent below the prices registered a month and three months ago, respectively.
- Maize prices increased by 7 percent during the first week of March and were 36 percent above those observed a year ago.



Week of 4-Mar-13

% change

Food item	Market	Price (MMK/kg)	1 week	1 month	3 months	1 year
Rice (Manawthukha FQ)	Yangon	354	-2.2%	-1.8%	17.8%	23.5%
Wheat (Monywa Origin)	Mandalay	438	-2.4%	-20.1%	-25.7%	-4.9%
Maize	Mandalay	269	-6.9%	2.3%	25.2%	36.4%
Groundnut oil (Special)	Yangon	2,327	0.0%	-0.7%	-1.6%	5.9%
Soybean (Theik pan)	Yangon	559	-0.7%	3.4%	3.5%	23.9%
Palm oil	Mandalay	853	-1.2%	-1.8%	4.1%	-21.6%

↑increase ↓decrease → stable (+/-5% on a weekly basis), (+/-10% on a monthly basis), and (+/-25% on an annual basis)

Policy+

According to a media report, the Myanmar Ministry of Livestock and Fisheries announced the provision of loans, together with livestock such as pigs and cows, to Kachin villagers displaced by the ongoing conflict in northern Myanmar (Irrawaddy, 05 March 2013).

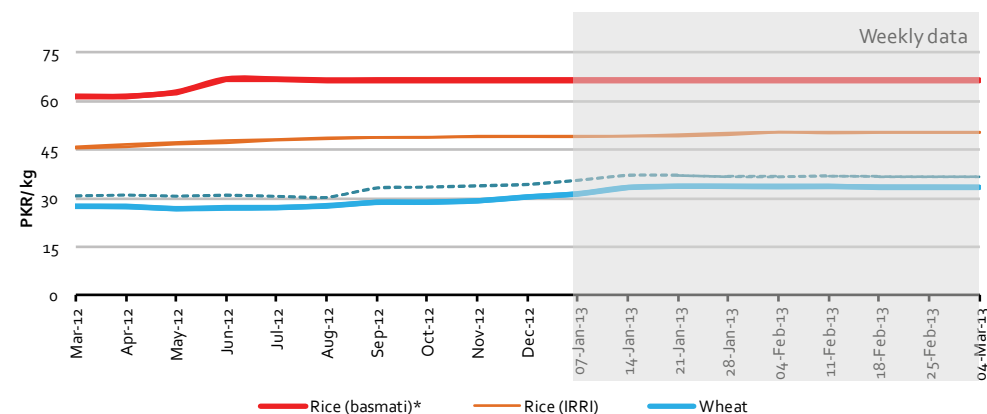


PAKISTAN, Karachi (11 March 2013)

Retail nominal prices

Country Highlights

Rice and wheat flour prices in Karachi market remained stable over the past week.



Week of 11-Mar-13

% change

Food item	Market	Price (PKR/kg)	1 week	1 month	3 months	1 year
Rice (basmati)	Karachi	66.5	0.0%	0.0%	0.0%	8.1%
Rice (IRRI)	Karachi	50.5	0.0%	0.1%	2.7%	9.7%
Wheat	Karachi	33.7	0.4%	0.2%	9.0%	22.1%
Wheat flour	Karachi	36.8	-0.1%	-0.2%	5.9%	18.8%

↑increase ↓decrease → stable (+/-5%on a weekly basis), (+/-10 %on a monthly basis), and (+/-25%on an annual basis)

Policy+

NA

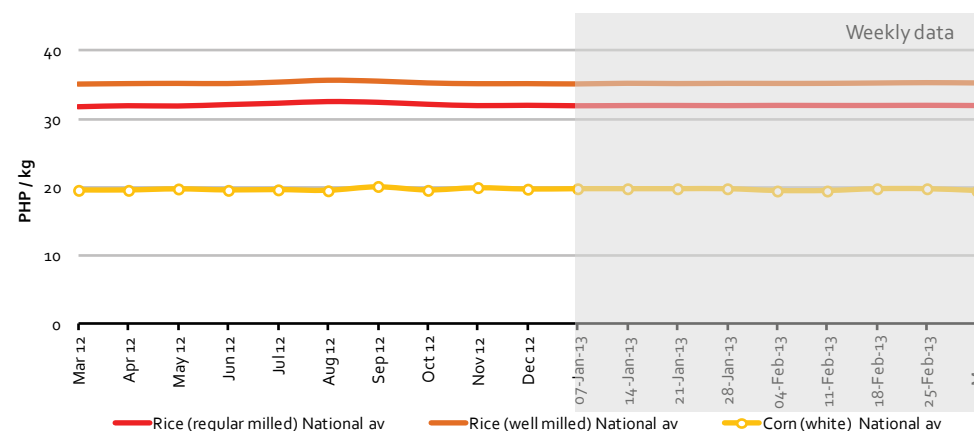


PHILIPPINES, National average and Metro Manila (11 March 2013)

Retail nominal prices

Country Highlights

Staple food prices in the Philippines have remained largely stable since early 2013.



Week of 11-Mar-13

% change

Food item	Market	Price (PHP/kg)	1 week	1 month	3 months	1 year
Rice (regular milled)*	National av	32.0	-0.1%	-0.1%	-0.1%	0.5%
Rice (well milled)*	National av	35.3	-0.1%	0.1%	0.3%	0.9%
Corn (white)*	National av	19.5	-1.7%	-0.8%	-1.1%	-0.5%
Rice (regular milled)	Metro Manila	30.0	0.0%	0.0%	0.0%	0.0%
Rice (well milled)	Metro Manila	35.0	0.0%	0.0%	0.0%	0.0%

↑ increase ↓ decrease → stable (+/-5% on a weekly basis), (+/-10 % on a monthly basis), and (+/-25% on an annual basis)

*Most recent price data available from 04- Mar-2013

Policy+

The Department of Agriculture provided an additional supply of rice and basic food items to Tawi-Tawi, Sulu, and Basilan in response to the influx of returning Filipinos and refugees from Sabah (Official Gazette, 11 March 2013).



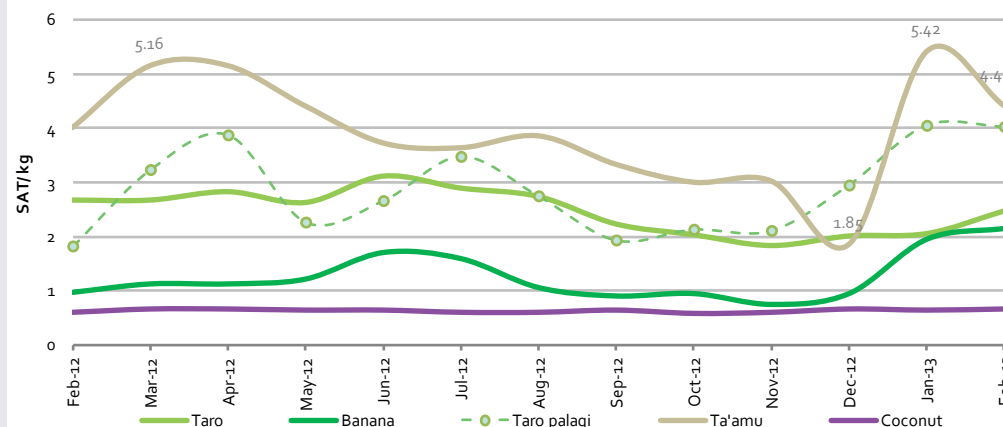
SAMOA, National Average (February 2013)

Retail nominal prices

Country Highlights

Food staple prices present diverging trends for February 2013.

- Taro palagi and banana prices increased by 21 and 10 percent from January, respectively; and but both were more than double from the prices observed a year earlier.
- Ta'amu prices have been volatile over the past month and fell by 19 percent from January. Ta'amu prices were almost 50 percent above the prices observed three months ago.



Month of Feb-13

% change

Food item	Market	Price (SAT/kg)	1 month	3 months	1 year	3 years
Taro	Fugalei	2.5	20.5%	35.0%	-7.4%	21.8%
Taro palagi	Fugalei	4.0	-0.7%	90.4%	120.2%	96.6%
Ta'amu	Fugalei	4.4	-18.6%	46.0%	9.9%	19.8%
Coconut	Fugalei	0.7	3.1%	10.9%	10.9%	36.1%
Banana	Fugalei	2.1	10.3%	185.5%	120.6%	194.1%

↑increase ↓decrease → stable (+/-5%on a weekly basis), (+/-10 %on a monthly basis), and (+/-25%on an annual basis)

Policy+

According to a media report, the Ministry of Agriculture and Fisheries disbursed a bonus of up to USD 1 000 dollars to revive coconut, cocoa and coffee production. A total of 130 farmers benefited from this measure. The four year stimulus package was set up in June 2010 as an incentive for farmers to plant traditional crops; it envisages that each eligible farmer will receive a total amount of USD 4,000 by 2014 (Samoa Observer, 04 March 2013).

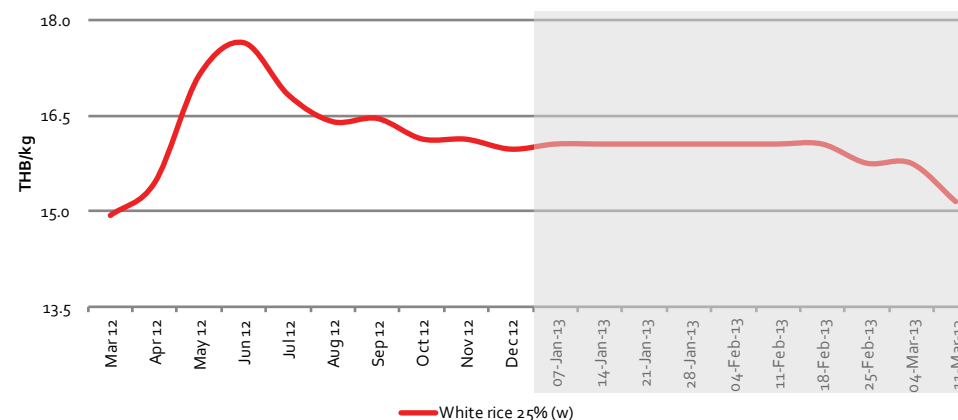


THAILAND, Bangkok (11 March 2013)

Nominal prices

Country Highlights

Overall, staple food prices in Bangkok have remained largely stable during the previous week.



Week of 11-Mar-13

% change

Food item	Market	Price (THB/kg)	1 week	1 month	3 months	1 year
White rice 25% (w)	Bangkok	15.2	-3.8%	-4.7%	-5.5%	1.0%
Chicken	Bangkok	62.5	0.0%	0.0%	-1.6%	-7.4%
Pork tenderloin	Bangkok	127.5	-3.8%	-8.1%	4.1%	7.1%
Soybean oil (Baht/ltr)	Bangkok	55.0	0.0%	0.0%	0.0%	0.0%

↑increase ↓decrease → stable (+/-5%on a weekly basis), (+/-10 %on a monthly basis), and (+/-25%on an annual basis)

Retail nominal prices, except for (w), which means wholesale nominal prices.

Policy+

The Government announced the construction and improvement of rail systems, ports, and roads in the South of the country to better connect routes to Malaysia and Singapore. This investment accounts for 10 percent of total the budget allocated for the Ministry of Transport (THB 2 trillion ~USD 68 billion) (MCOT Thailand, 10 March 2013).

Disclaimer and Acknowledgements

The Asia Pacific Weekly Price Monitor is prepared with information from official and non-official sources by the Economic, Social and Policy Assistance Group (ESP).

Conditions can change rapidly and information may not always represent the current food price situation as of the present date. As policy information is based on official and non-official sources, not all of them should be taken as official government position. The designations employed and the presentation of material in this report do not imply the expression of any opinion whatsoever on the part of the Food and Agriculture Organization of the United Nations concerning the legal status of any country, territory, city or area or of its authorities, or concerning the delimitation of its frontiers or boundaries. The support of FAO Country Offices and FAO's Food and Agriculture Policy Decision Analysis (FAPDA) are gratefully acknowledged for their contributions.

To subscribe, please (1) e-mail Listserv@listserv.fao.org, (2) leave the subject blank, and (3) type subscribe "Food-Asia-L"
For further enquiries, please contact AP-Weekly-Price-Monitor@fao.org

I sincerely hope this weekly report is useful and meets your expectations.

*Yours sincerely,
Hiroyuki Konuma
Assistant Director-General and
Regional Representative for Asia and the Pacific*