



# **Asia Pacific Weekly Price Monitor**

Regional Office for Asia and the Pacific

**22 March 2013**



## Policy

### Regional

Lao PDR and Thailand signed a Memorandum of Understanding to promote a contract farming scheme to facilitate export of farm products from Lao to Thailand. Under the scheme, Thailand will grant an import tariff exemption/reduction and Lao will provide privileged tax incentives for the importation of seeds, seedlings, fertilizers and machinery (Ventiane Times 14 March 2013).

### National

The Government of India allowed wheat exports from Central Pool stocks through public agencies for a total amount of 4.5 million tonnes until 30 June 2013. Since September 2009 wheat exports by private sector were allowed only through the Open General License (OGL), but, from time to time, Government allows wheat exports (surplus stocks) from Central Pool stocks also through private sector (Press Information Bureau, 18 March 2013).

In Thailand the National Rice Policy Committee finalized the MY2012/13 off-season paddy pledging programme maintaining the intervention prices unchanged at THB 13 800-15 000 per tonne (USD 460-500 per tonne), which is 30-40 percent above current market prices. The programme will likely begin in April 2013, which is a month behind schedule (USDA Gain Report, 12 March 2013).

## Prices

Over the past week, staple food commodity prices remained relatively stable in all reporting countries, except for:

- In Viet Nam, rice prices dropped by 7 percent and pork prices increased by 7 percent during the second week of March.

Technical note: Price changes are calculated from  $W_x$ , where  $W$ =week and  $x$  indicates the most recent week. The one week change is calculated as  $[(W_x/W_{x-1})-1]$ ; the one month change is calculated as  $[(W_x/\text{average}(W_{x-1}, W_{x-2}, W_{x-3}, W_{x-4}))-1]$ ; the three months change is calculated as  $[(W_x/\text{average}(W_{x-9}, W_{x-10}, W_{x-11}, W_{x-12}))-1]$ ; and the one year change is calculated as  $[(W_x/\text{average}(W_{x-49}, W_{x-50}, W_{x-51}, W_{x-52}))-1]$ . The criteria to flag unusual price movements are the following: on a weekly basis, nominal price variations below plus or minus 5 percent are considered "stable." On a monthly basis, nominal price variations below plus or minus 10 percent are considered "stable." On an annual basis, nominal price variations below plus or minus 25 percent are considered "stable."



# Asia Pacific Weekly Price Monitor

Regional Office for Asia and the Pacific

## Weekly price changes

As of 18 March 2013

		Food item	Market	1 week	1 month	3 months	1 year	Price (LCU/kg)	LCU
<b>MAIZE</b>	Myanmar	Maize	Mandalay	-2.2%	-2.6%	22.8%	32.7%	263	MMK/kg
	Viet Nam	Maize	Dong Nai	0.0%	36.0%	4.5%	NA	6,900	AFA/kg
<b>MEAT</b>	Viet Nam	Pork	Hanoi	7.4%	43.2%	23.6%	-6.8%	51,000	VND/kg
<b>RICE</b>	Myanmar	Rice (Manawthukha FQ)	Yangon	-0.6%	-2.2%	16.3%	24.1%	352	MMK/kg
	Cambodia	Rice (Neangminh)	Phnom Pehn	0.0%	7.3%	-12.0%	0.0%	2,200	KHR/kg
	Viet Nam	Rice ordinary	Hanoi	-7.7%	24.7%	26.3%	-9.9%	12,000	KHR/kg
<b>WHEAT</b>	Myanmar	Wheat (Monywa Origin)	Mandalay	1.8%	-11.4%	-24.8%	-1.5%	446	MMK/kg

Technical note: Price changes are calculated from  $W_x$ , where  $W$ =week and  $x$  indicates the most recent week. The **one week** change is calculated as  $[(W_x/W_{x-1})-1]$ ; the **one month** change is calculated as  $[(W_x/\text{average}(W_{x-1}, W_{x-2}, W_{x-3}, W_{x-4})) - 1]$ ; the **three months** change is calculated as  $[(W_x/\text{average}(W_{x-9}, W_{x-10}, W_{x-11}, W_{x-12})) - 1]$ ; and the **one year** change is calculated as  $[(W_x/\text{average}(W_{x-49}, W_{x-50}, W_{x-51}, W_{x-52})) - 1]$ . The criteria to flag unusual price movements are the following: **on a weekly basis**, nominal price variations below plus or minus 5 percent are considered "stable." **On a monthly basis**, nominal price variations below plus or minus 10 percent are considered "stable." **On an annual basis**, nominal price variations below plus or minus 25 percent are considered "stable."



## Price and policy information at country level

22 February 2013



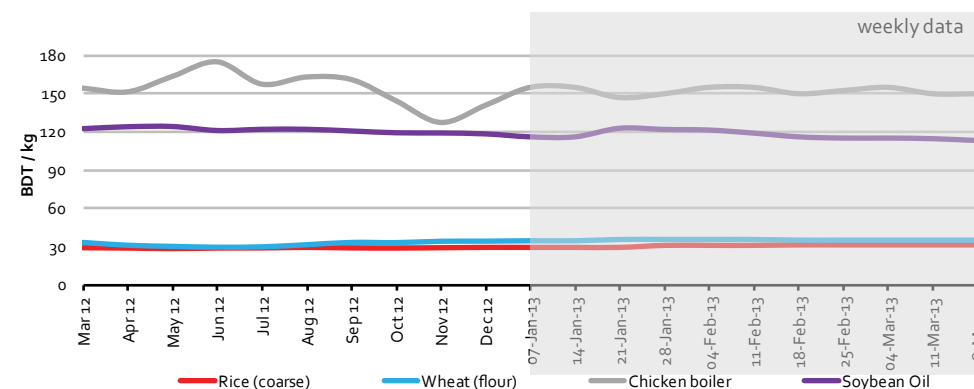


## BANGLADESH, Dhaka (18 March 2013)

Retail nominal prices

### Country Highlights

Staple food prices in Dhaka market were relatively stable during the previous week.



Week of 18-Mar-13

% change

Food item	Market	Price (BDT/kg)	1 week	1 month	3 months	1 year
Coarse rice	Dhaka	31.0	0.0%	0.0%	6.9%	8.8%
Wheat flour	Dhaka	34.5	0.0%	0.0%	1.5%	7.8%
Chicken broiler	Dhaka	150.0	0.0%	-1.2%	2.1%	-3.2%
Soybean oil (BDT/lt)	Dhaka	113.0	-1.3%	-1.8%	-2.9%	-8.9%

↑increase ↓decrease → stable (+/-5% on a weekly basis), (+/-10% on a monthly basis), and (+/-25% on an annual basis)

### Policy+

NA



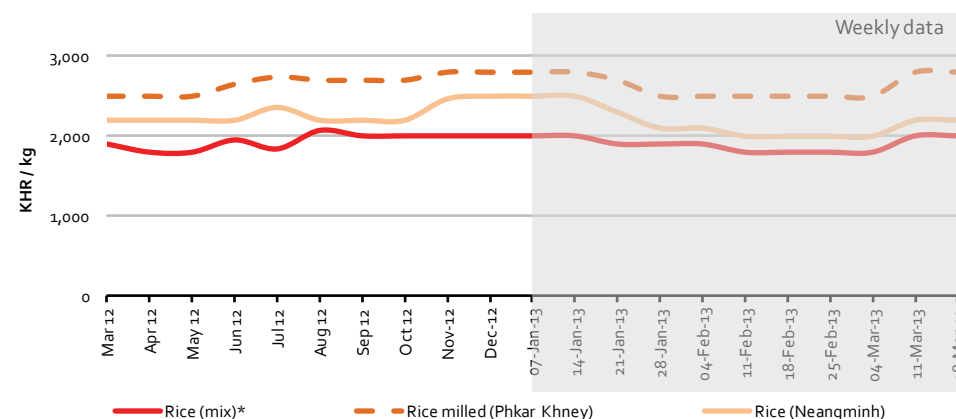
## CAMBODIA, Phnom Penh (18 March 2013)

Retail nominal prices

### Country Highlights

Staple food prices in Phnom Penh markets remained relatively stable except for:

- Prices of Neangminh rice were 12 percent below the levels observed three months ago.



Week of 18-Mar-13

Food item	Market	Price (KHR/ kg)	% change			
			1 week	1 month	3 months	1 year
Rice (mix)	Phnom Pehn	2,000	0.0%	8.1%	0.0%	11.1%
Rice (Phkar Khney)	Phnom Pehn	2,800	0.0%	8.7%	0.0%	12.0%
Rice (Neangminh)	Phnom Pehn	2,200	0.0%	7.3%	-12.0%	0.0%
Chicken	Phnom Pehn	22,000	0.0%	-1.1%	4.8%	-5.7%
Soybean oil	Phnom Pehn	6,000	0.0%	0.0%	0.0%	-7.7%

↑ increase ↓ decrease → stable (+/- 5% on a weekly basis), (+/- 10 % on a monthly basis), and (+/- 25% on an annual basis)

### Policy+

The Ministry of Agriculture amended the 2001 regulation on the administrative measures for major crop seed variety registration including rice, wheat, maize and soybean seeds, by strengthening testing requirements and promoting the role of integrated seed enterprises (USDA Gain report, 12 March 2013).

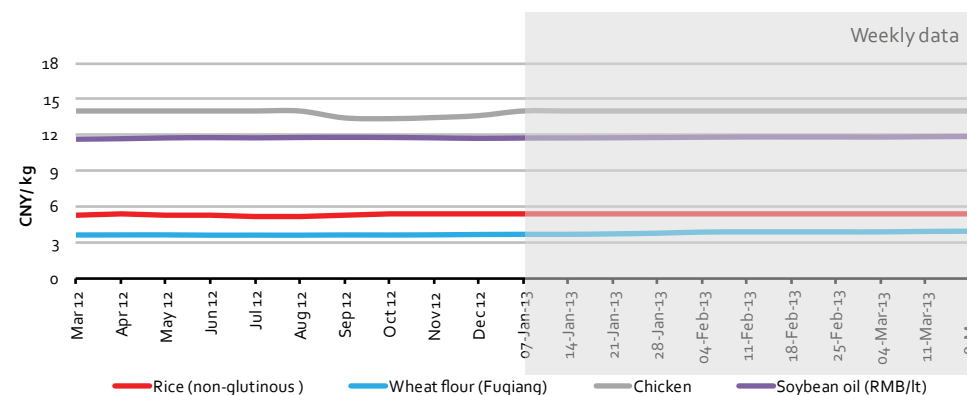


## CHINA, Beijing (18 March 2013)

Retail and wholesale nominal prices

### Country Highlights

Staple food prices in Beijing markets remained relatively stable over the past week and overall throughout 2013.



Week of 18-Mar-13

% change

Food item	Market	Price (RMB/kg)	1 week	1 month	3 months	1 year
Non-Glutinous Rice	Beijing	5.4	0.0%	-0.2%	-0.1%	0.6%
Fuqiang Wheat Flour	Beijing	4.0	0.5%	1.3%	7.6%	9.2%
Chicken (w)	Beijing	14.0	0.0%	0.0%	0.0%	0.0%
Soybean oil RMB/lt	Beijing	11.9	0.1%	0.3%	1.0%	1.5%

↑increase ↓decrease → stable (+/-5% on a weekly basis), (+/-10% on a monthly basis), and (+/-25% on an annual basis)

### Policy+

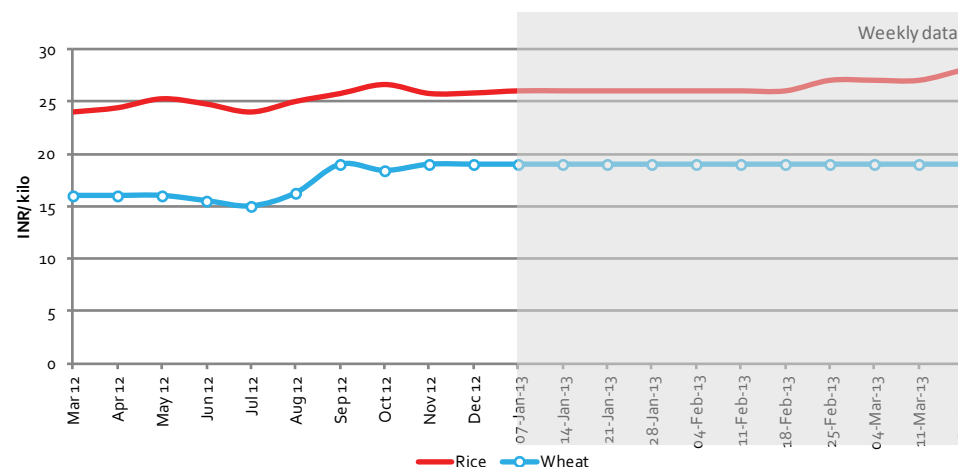
NA



**INDIA, Delhi (18 March 2013)**  
Retail nominal prices

### Country Highlights

Staple food prices in Delhi market remained relatively stable over the past week.



Week of 18-Mar-13

Food item	Market	Price (INR/ kg)	% change			
			1 week	1 month	3 months	1 year
Rice	New Delhi	28.0	3.7%	4.7%	7.7%	16.7%
Wheat	New Delhi	19.0	0.0%	0.0%	0.0%	18.8%

↑increase ↓decrease → stable (+/-5%on a weekly basis),(+/- 10 %on a monthly basis), and (+/-25%on an annual basis)

### Policy+

The Government allowed wheat exports from Central Pool stocks through public agencies for a total amount of 4.5 million tonnes until 30 June 2013. Since September 2009 wheat exports by private sector were allowed only through the Open General License (OGL), but, from time to time, Government allows wheat exports (surplus stocks) from Central Pool stocks also through private sector (Press Information Bureau, 18 March 2013).





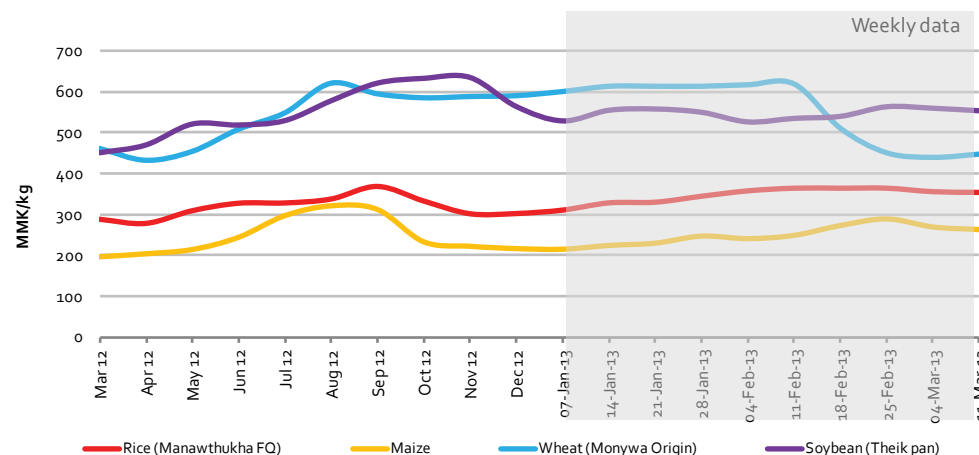
## MYANMAR, Yangon and Mandalay (11 March 2013)

Wholesale nominal prices

### Country Highlights

Staple food prices in Myanmar were relatively stable during the second week of March except for maize prices.

- Rice prices were 16 percent above the levels observed three months ago.
- Wheat prices were 11 and 25 percent below the prices registered a month and three months ago, respectively.
- Maize prices were 23 and 33 percent above those observed three months and a year ago, respectively.



Week of 11-Mar-13

% change

Food item	Market	Price (MMK/kg)	1 week	1 month	3 months	1 year
Rice (Manawthukha FQ)	Yangon	352	-0.6%	-2.2%	16.3%	24.1%
Wheat (Monywa Origin)	Mandalay	446	1.8%	-11.4%	-24.8%	-1.5%
Maize	Mandalay	263	-2.2%	-2.6%	22.8%	32.7%
Groundnut oil (Special)	Yangon	2,327	0.0%	-0.7%	-1.2%	5.3%
Soybean (Theik pan)	Yangon	553	-1.1%	0.7%	3.3%	22.4%
Palm oil	Mandalay	865	1.4%	0.1%	4.2%	-22.9%

↑ increase ↓ decrease → stable (+/-5% on a weekly basis), (+/-10% on a monthly basis), and (+/-25% on an annual basis)

### Policy+

According to a media report, Myanmar joined an alliance with Thailand and Viet Nam to boost rice exports at regional and global level. Myanmar produces about 13 or 14 million tonnes of milled rice annually and about 2 or 3 million tonnes are available for exports (Oryza news, 14 March 2013).

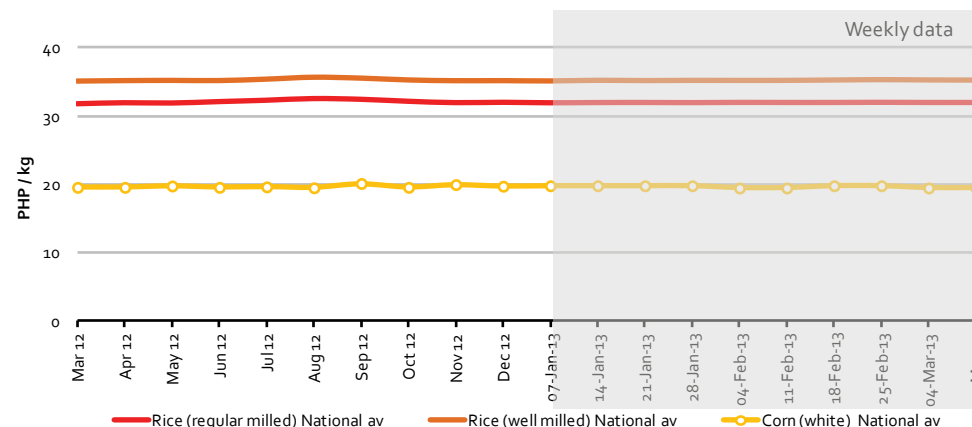


## PHILIPPINES, National average and Metro Manila (18 March 2013)

Retail nominal prices

### Country Highlights

Staple food prices in the Philippines have remained largely stable since early 2013.



Week of 18-Mar-13

% change

Food item	Market	Price (PHP/kg)	1 week	1 month	3 months	1 year
Rice (regular milled)*	National av	32.0	-0.1%	-0.1%	-0.1%	0.5%
Rice (well milled)*	National av	35.3	-0.1%	0.1%	0.3%	0.9%
Corn (white)*	National av	19.5	-1.7%	-0.8%	-1.1%	-0.5%
Rice (regular milled)	Metro Manila	30.0	0.0%	0.0%	0.0%	0.0%
Rice (well milled)	Metro Manila	35.0	0.0%	0.0%	0.0%	0.0%

↑increase ↓decrease → stable (+/-5%on a weekly basis), (+/-10 %on a monthly basis), and (+/-25%on an annual basis)

\*Most recent price data available from 11- Mar-2013

### Policy+

- The Department of Agriculture (DA) is providing PHP 41 million (USD 1 million) in rehabilitation assistance to high-value crops farmers (cacao, banana, coffee and rubber) affected by last year's Typhoon Pablo, in Compostela Valley province (Department of Agriculture, 03 March 2013).
- According to a media report, the National Food Authority (NFA) will import 187 000 tonnes of rice to maintain the required buffer stocks for 2013, through government-to-government deals with Vietnam, Thailand and Cambodia (Oryza News 14 March 2013).

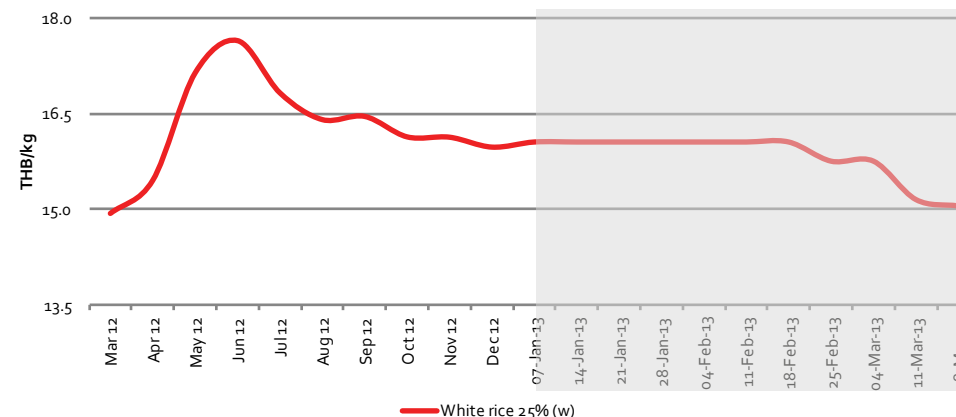


## THAILAND, Bangkok (18 March 2013)

Nominal prices

### Country Highlights

Overall, staple food prices in Bangkok have remained largely stable over the past week.



Week of 18-Mar-13

% change

Food item	Market	Price (THB/ kg)	1 week	1 month	3 months	1 year
White rice 25% (w)	Bangkok	15.1	-0.7%	-4.0%	-6.2%	-0.2%
Chicken	Bangkok	62.5	0.0%	0.0%	-1.6%	-7.4%
Pork tenderloin	Bangkok	127.5	0.0%	-5.6%	1.0%	4.9%
Soybean oil (Baht/ltr)	Bangkok	55.0	0.0%	0.0%	0.0%	0.0%

↑increase ↓decrease → stable (+/-5% on a weekly basis), (+/-10% on a monthly basis), and (+/-25% on an annual basis)

Retail nominal prices, except for (w), which means wholesale nominal prices.

### Policy+

According to a media report, the Government approved to release stocks and sell 50 000 tonnes of rice from the Public Warehouse Organization and the Marketing Organization for Farmers to (i) domestic market and (ii) exports to China. Additionally 40 000 tonnes of old paddy (2003-05 reserves) will be released for animal feed (Bangkok Post, 16 March 2013).



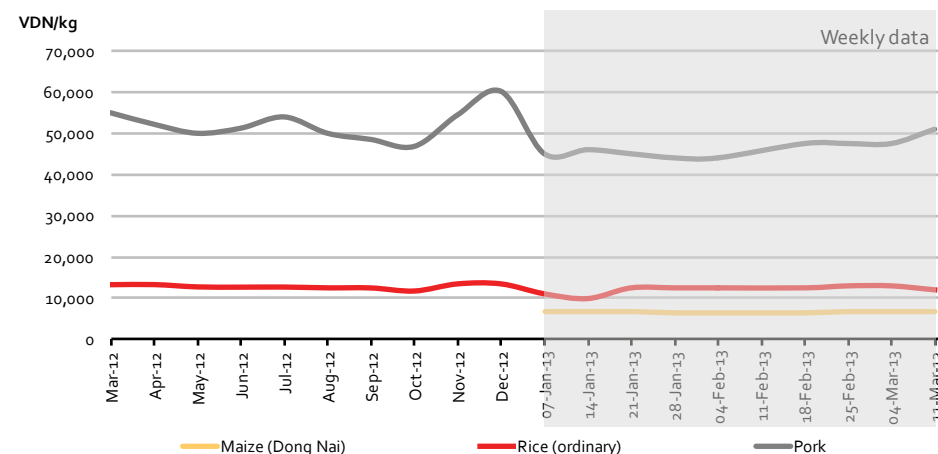
## VIET NAM, Hanoi and Dong Nai (11 March 2013)

Retail nominal prices

### Country Highlights

Staple prices in Hanoi show diverging trends over the past week:

- Rice prices dropped by 7 percent during the second week of March but were 25 and 26 percent above from those observed a month and three months ago, respectively.
- Maize prices were 36 percent higher than those observed a month earlier.
- Pork prices increased by 7 percent during the second week of March and were 44 and 24 percent above the levels registered a month and three months earlier, respectively.



Week of 11-Mar-13

% change

Food item	Market	Price (VND/kg)	1 week	1 month	3 months	1 year
Rice ordinary	Hanoi	12,000	-7.7%	24.7%	26.3%	-9.9%
Maize (Dong Nai)	Dong Nai	6,900	0.0%	36.0%	4.5%	NA
Pork	Hanoi	51,000	7.4%	43.2%	23.6%	-6.8%

↑increase ↓decrease → stable (+/-5%on a weekly basis), (+/-10 %on a monthly basis), and (+/-25%on an annual basis)

### Policy+

NA

## Disclaimer and Acknowledgements

The Asia Pacific Weekly Price Monitor is prepared with information from official and non-official sources by the Economic, Social and Policy Assistance Group (ESP).

Conditions can change rapidly and information may not always represent the current food price situation as of the present date. As policy information is based on official and non-official sources, not all of them should be taken as official government position. The designations employed and the presentation of material in this report do not imply the expression of any opinion whatsoever on the part of the Food and Agriculture Organization of the United Nations concerning the legal status of any country, territory, city or area or of its authorities, or concerning the delimitation of its frontiers or boundaries. The support of FAO Country Offices and FAO's Food and Agriculture Policy Decision Analysis (FAPDA) are gratefully acknowledged for their contributions.

To subscribe, please (1) e-mail [Listserv@listserv.fao.org](mailto:Listserv@listserv.fao.org), (2) leave the subject blank, and (3) type subscribe "Food-Asia-L"  
For further enquiries, please contact [AP-Weekly-Price-Monitor@fao.org](mailto:AP-Weekly-Price-Monitor@fao.org)

*I sincerely hope this weekly report is useful and meets your expectations.*

*Yours sincerely,  
Hiroyuki Konuma  
Assistant Director-General and  
Regional Representative for Asia and the Pacific*