



Asia Pacific Weekly Price Monitor
Regional Office for Asia and the Pacific

26 April 2013



Policy

Regional

On 15 April 2013, [China](#) signed the first ever Free Trade Agreement (FTA) with an European country, Iceland. Under the FTA Iceland will benefit from a zero import tariff for all industrial and fishery products imported from China while China will implement zero tariffs on several goods, including aquatic products, imported from Iceland.

In [Indonesia](#), in order to protect the most vulnerable population from the fuel price increase some national social assistance programmes will be enhanced, such as the Raskin (rice for the poor) under which the rice distributed to poor families will be increased from 15 kg to 20 kg per household from May to July 2013 (Portal National Republik Indonesia, 17 April 2013).

Prices

Over the past week, staple food commodity prices remained relatively stable in all reporting countries, except for:

- In [Afghanistan](#) wheat flour prices fell by 7 percent by mid-April and were 12 percent below the prices observed three months ago.
- Groundnut oil prices in [Myanmar](#) dropped by 7 percent during the second week of April.

Weather conditions

The [Chinese Government](#) earmarked CNY 1 billion (USD 160 million) for disaster relief after an earthquake hit southwest China's Sichuan Province: about 1 200 tonnes of emergency supplies including food and bottled drinking water, will be delivered to the affected area along with medical treatment services. The Government of China continues to allocate resources (this time, CNY 220 million ~ USD 35.5 million) to ensure supplies of food and drinking water to poor people in drought-hit areas in Sichuan and Yunnan southwest provinces and Gansu northwest province. According to estimates, the persistent drought situation started since October 2012, has affected 23.7 million people and 7.3 million hectares of farmland in the mentioned provinces, as of March 2013 (Xinhua, 10 and 21 April 2013).

Technical note: Price changes are calculated from W_x , where W =week and x indicates the most recent week. The [one week](#) change is calculated as $[(W_x/W_{x-1})-1]$; the [one month](#) change is calculated as $[(W_x/\text{average}(W_{x-1}, W_{x-2}, W_{x-3}, W_{x-4}))-1]$; the [three months](#) change is calculated as $[(W_x/\text{average}(W_{x-9}, W_{x-10}, W_{x-11}, W_{x-12}))-1]$; and the [one year](#) change is calculated as $[(W_x/\text{average}(W_{x-49}, W_{x-50}, W_{x-51}, W_{x-52}))-1]$. The criteria to flag unusual price movements are the following: [on a weekly basis](#), nominal price variations below plus or minus 5 percent are considered "stable." [On a monthly basis](#), nominal price variations below plus or minus 10 percent are considered "stable." [On an annual basis](#), nominal price variations below plus or minus 25 percent are considered "stable."



Asia Pacific Weekly Price Monitor

Regional Office for Asia and the Pacific

Weekly price changes

		Food item	Market	1 week	1 month	3 months	1 year	Price (LCU/kg)	LCU	Last update
COOKING OIL	Myanmar	Groundnut oil (Special)	Yangon	-6.7%	-4.3%	-2.4%	0.2%	2,286	MMK/kg	8-Apr-13
	Myanmar	Soybean (Theik pan)	Yangon	1.0%	9.4%	16.9%	34.0%	639	MMK/kg	8-Apr-13
	Myanmar	Palm oil	Mandalay	-0.1%	-0.1%	1.6%	-27.3%	873	MMK/kg	8-Apr-13
MAIZE	Myanmar	Maize	Mandalay	0.0%	1.2%	12.8%	28.7%	266	MMK/kg	8-Apr-13
	Viet Nam	Maize	Dong Nai	0.0%	-4.4%	31.3%	NA	6,500	AFA/kg	15-Apr-13
MEAT	Viet Nam	Pork	Hanoi	0.0%	0.0%	53.4%	1.5%	51,000	VND/kg	15-Apr-13
RICE	Myanmar	Rice (Manawthukha FQ)	Yangon	0.0%	4.5%	11.7%	37.0%	378	MMK/kg	8-Apr-13
	Cambodia	Rice (Neangminh)	Phnom Pehn	0.0%	8.3%	26.8%	18.2%	2,600	KHR/kg	22-Apr-13
	Afghanistan	Wheat Flour	Kabul	0.0%	1.3%	9.6%	17.8%	21.5	AFA/kg	15-Apr-13

Technical note: Price changes are calculated from W_x , where W =week and x indicates the most recent week. The **one week** change is calculated as $[(W_x/W_{x-1})-1]$; the **one month** change is calculated as $[(W_x/\text{average}(W_{x-1}, W_{x-2}, W_{x-3}, W_{x-4})) - 1]$; the **three months** change is calculated as $[(W_x/\text{average}(W_{x-9}, W_{x-10}, W_{x-11}, W_{x-12})) - 1]$; and the **one year** change is calculated as $[(W_x/\text{average}(W_{x-49}, W_{x-50}, W_{x-51}, W_{x-52})) - 1]$. The criteria to flag unusual price movements are the following: **on a weekly basis**, nominal price variations below plus or minus 5 percent are considered "stable." **On a monthly basis**, nominal price variations below plus or minus 10 percent are considered "stable." **On an annual basis**, nominal price variations below plus or minus 25 percent are considered "stable."



Price and policy information at country level

26 April 2013



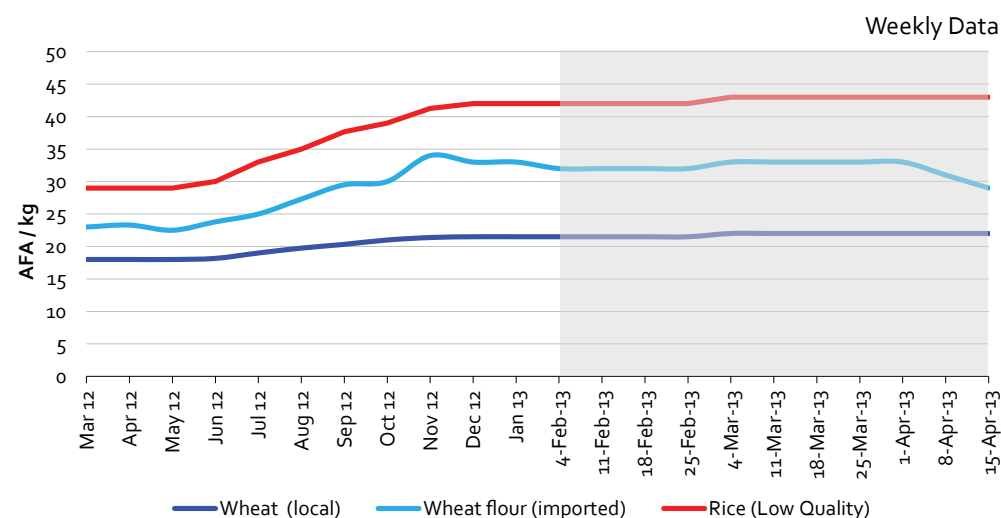


AFGHANISTAN, Kabul (15 April 2013)

Retail nominal prices

Country Highlights

Staple food prices in Kabul market have remained relatively stable during the second week of April, except for wheat flour that dropped by 7 percent during mid-April.



Food item	Market	Price (AFA/ kg)	Week of 15-Apr-13 % change			
			1 week	1 month	3 months	1 year
Wheat	Kabul	22.0	0.0%	0.6%	2.3%	18.9%
Wheat Flour	Kabul	29.0	-6.5%	-11.5%	-12.1%	20.8%
Rice (Low quality)	Kabul	43.0	0.0%	0.6%	2.4%	48.3%
Oil	Kabul	85.0	0.0%	0.0%	-1.2%	-1.5%

↑ increase ↓ decrease → stable (+/-5% on a weekly basis), (+/-10% on a monthly basis), and (+/-25% on an annual basis)

Policy+

NA

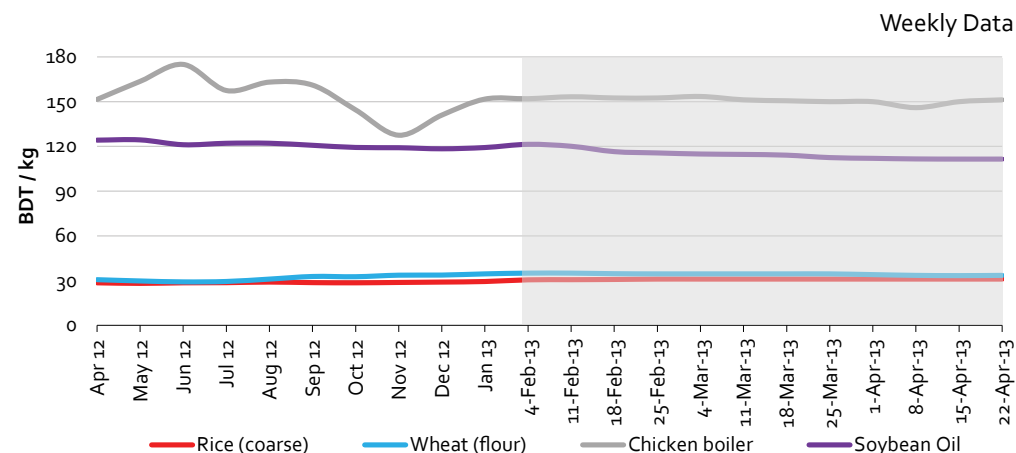


BANGLADESH, Dhaka (22 April 2013)

Retail nominal prices

Country Highlights

Staple food prices in Dhaka market remained relatively stable over the previous week.



Week of 22-Apr-13

% change

Food item	Market	Price (BDT/kg)	1 week	1 month	3 months	1 year
Coarse rice	Dhaka	31.0	0.0%	0.0%	1.3%	9.7%
Wheat flour	Dhaka	33.5	0.5%	-1.0%	-4.0%	11.7%
Chicken broiler	Dhaka	151.3	0.8%	1.5%	-0.5%	0.8%
Soybean oil (BDT/ltr)	Dhaka	111.5	0.0%	-0.4%	-7.1%	-10.4%

↑ increase ↓ decrease → stable (+/-5% on a weekly basis), (+/-10 % on a monthly basis), and (+/-25% on an annual basis)

Policy+

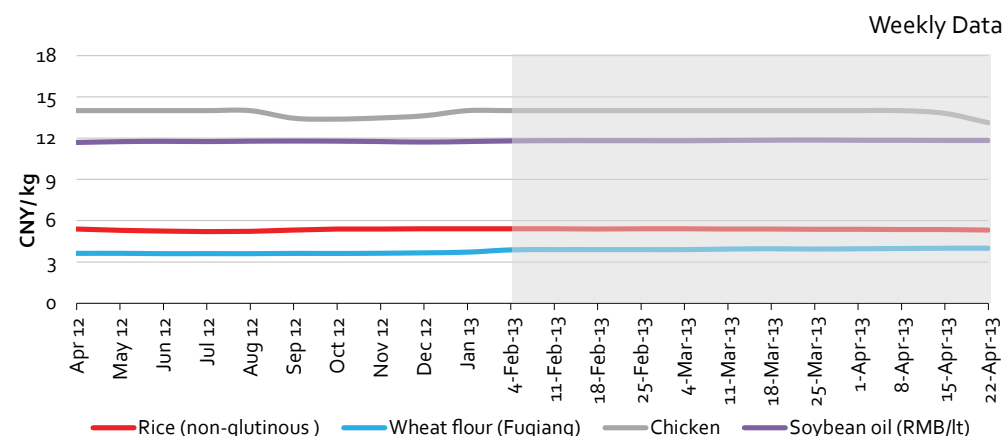
NA



CHINA, Beijing (22 April 2013)
Retail and wholesale nominal prices

Country Highlights

Staple food prices in Beijing market remained relatively stable since a year earlier.



Week of 22-Apr-13

% change

Food item	Market	Price (RMB/kg)	1 week	1 month	3 months	1 year
Non-Glutinous Rice	Beijing	5.3	-0.7%	-0.9%	-1.8%	-0.3%
Fuqiang Wheat Flour	Beijing	4.0	0.0%	0.8%	3.5%	10.0%
Chicken (w)	Beijing	13.1	-4.9%	-5.9%	-6.3%	-6.3%
Soybean oil RMB/lt	Beijing	11.8	0.0%	-0.1%	0.2%	0.9%

↑increase ↓decrease → stable (+/-5% on a weekly basis), (+/-10 % on a monthly basis), and (+/-25% on an annual basis)

Policy+

- On 15 April 2013, China signed the first ever Free Trade Agreement (FTA) with an European country, Iceland (Ministry of Commerce, 17 April 2013).
- The Ministry of Finance (MOF) allocated CNY 7.9 billion (USD 1.25 billion) during spring grain season to support farmers affected by drought, preventing plant pests and subsidizing crop production (Xinhua, 12 April 2013).



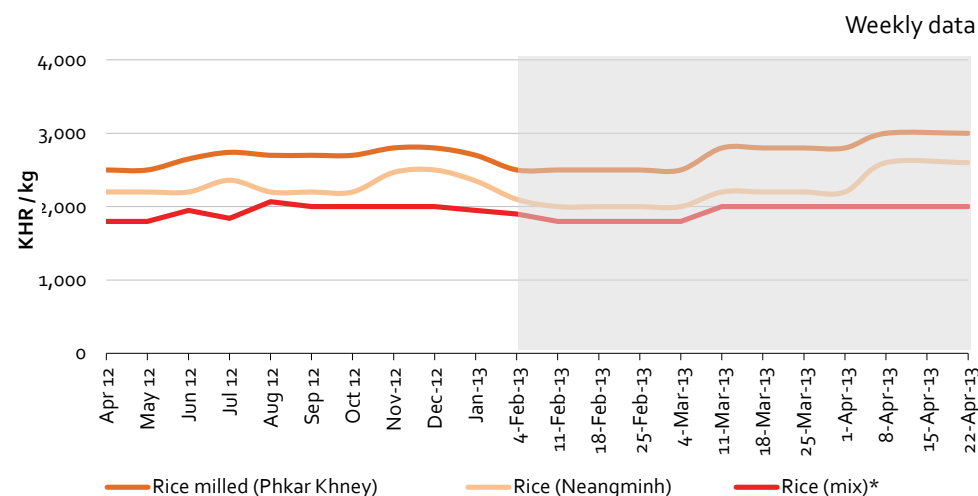
CAMBODIA, Phnom Penh (22 April 2013)

Retail nominal prices

Country Highlights

Staple food prices in Phnom Penh markets have remained relatively stable over the past week.

- Rice prices, Phkar Khney and Neangmingh varieties, were however 20 and 27 percent above those observed three months ago, respectively.



Week of 22-Apr-13

% change

Food item	Market	Price (KHR/kg)	1 week*	1 month	3 months	1 year
Rice (mix)	Phnom Pehn	2,000	0.0%	0.0%	8.1%	11.1%
Rice (Phkar Khney)	Phnom Pehn	3,000	0.0%	3.4%	20.0%	20.0%
Rice (Neangminh)	Phnom Pehn	2,600	0.0%	8.3%	26.8%	18.2%
Chicken	Phnom Pehn	24,000	0.0%	2.1%	1.1%	6.7%
Soybean oil	Phnom Pehn	6,000	0.0%	0.0%	0.0%	-7.7%

↑ increase ↓ decrease → stable (+/-5% on a weekly basis), (+/-10 % on a monthly basis), and (+/-25% on an annual basis)

* Most recent price data available from 8 April 2013

Policy+

NA

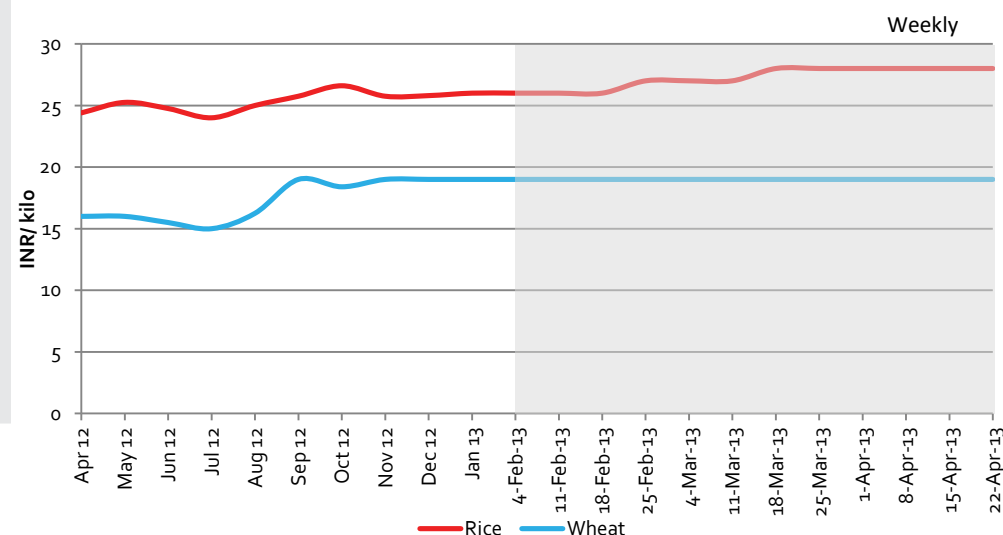


INDIA, Delhi (22 April 2013)

Retail nominal prices

Country Highlights

Staple food prices in Delhi markets have remained relatively stable over the past week and since a year earlier.



Week of 22-Apr-13

% change

Food item	Market	Price (INR/kg)	1 week	1 month	3 months	1 year
Rice	New Delhi	28.0	0.0%	0.0%	7.7%	12.0%
Wheat	New Delhi	19.0	0.0%	0.0%	0.0%	18.8%

↑ increase ↓ decrease → stable (+/-5% on a weekly basis), (+/-10% on a monthly basis), and (+/-25% on an annual basis)

Policy+

According to a media report, the Commission for Agriculture Costs and Prices (CACP) proposed a 5 percent increase on the minimum support price (MSP) of paddy for the 2013-14 kharif season (main crop) which begins every October. This moderated increase is made in the context of a growing food subsidy bill (estimated to cross INR 1 trillion~ USD 18.3 billion in 2013-14), and to and to overcome the shortages storage facilities experienced in several states due to production surplus (Oryza News, 10 April 2013).

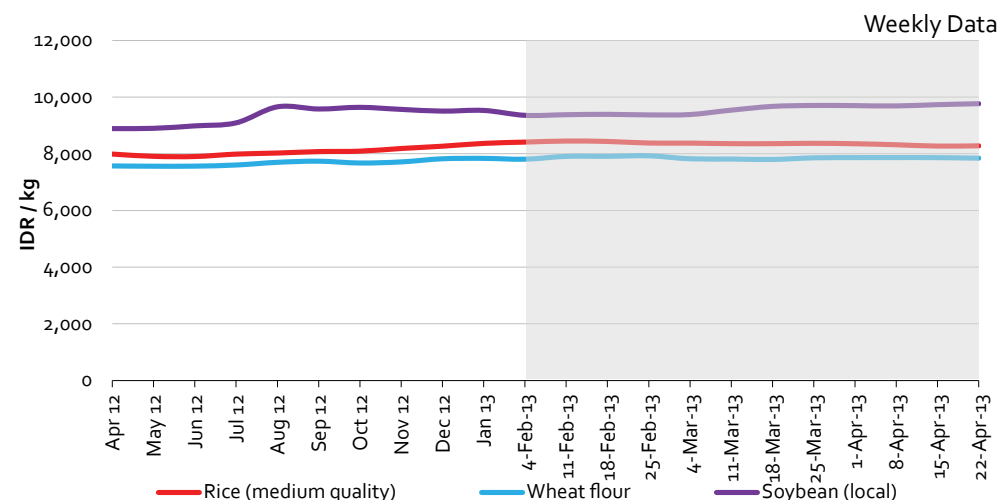


INDONESIA, National Average (22 April 2013)

Retail nominal prices

Country Highlights

Staple food prices in Indonesian markets have remained relatively stable over the past week and over the past year.



Week of 22-Apr-13

% change

Food item	Market	Price (IDR/kg)	1 week	1 month	3 months	1 year
Rice (medium quality)	National av	8,281	0.1%	-0.6%	-1.8%	4.2%
Wheat flour	National av	7,845	-0.2%	-0.2%	-0.3%	3.7%
Chicken	National av	25,487	-0.1%	0.6%	-4.9%	5.2%
Soybean (local)	National av	9,767	0.3%	0.6%	3.8%	9.8%

↑ increase ↓ decrease → stable (+/-5% on a weekly basis), (+/-10 % on a monthly basis), and (+/-25% on an annual basis)

Policy+

In order to protect the most vulnerable population from the fuel price increase some national social assistance programmes will be enhanced, such as the Raskin (rice for the poor) under which the rice distributed to poor families will be increased from 15 kg to 20 kg per household from May to July 2013 (Portal National Republik Indonesia, 17 April 2013).



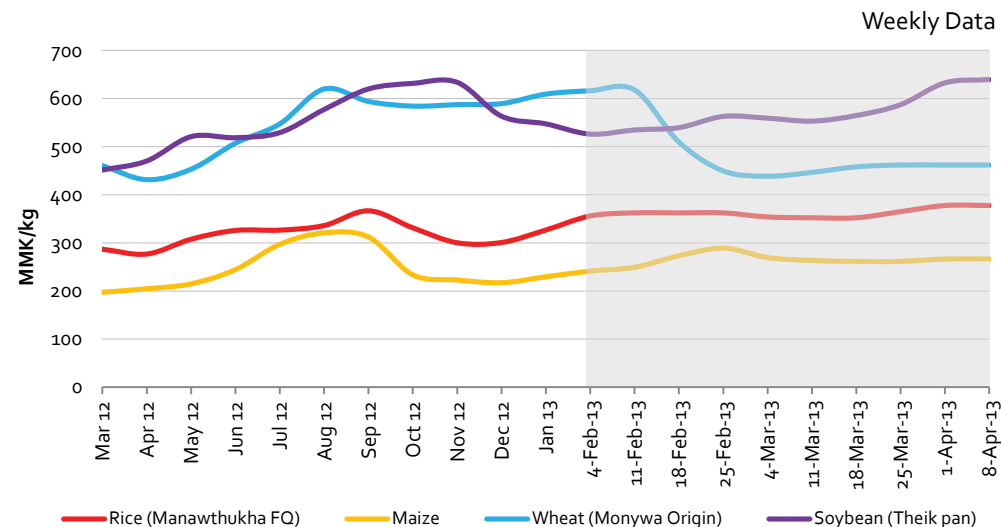
MYANMAR, Yangon and Mandalay (8 April 2013)

Wholesale nominal prices

Country Highlights

Staple food prices in Yangon and Mandalay markets were relatively stable during the second week of April, except for:

- Groundnut oil prices dropped by 7 percent over the past week.
- Rice, maize and soybean prices were 12, 13 and 17 percent above the prices observed three months earlier. In contrast, wheat prices were 25 percent below the prices registered during the same period of time.



Week of 8-Apr-13

% change

Food item	Market	Price (MMK/kg)	1 week	1 month	3 months	1 year
Rice (Manawthukha FQ)	Yangon	378	0.0%	4.5%	11.7%	37.0%
Wheat (Monywa Origin)	Mandalay	462	0.0%	1.1%	-24.7%	7.9%
Maize	Mandalay	266	0.0%	1.2%	12.8%	28.7%
Groundnut oil (Special)	Yangon	2,286	-6.7%	-4.3%	-2.4%	0.2%
Soybean (Theik pan)	Yangon	639	1.0%	9.4%	16.9%	34.0%
Palm oil	Mandalay	873	-0.1%	-0.1%	1.6%	-27.3%

↑ increase ↓ decrease → stable (+/-5% on a weekly basis), (+/-10% on a monthly basis), and (+/-25% on an annual basis)

Policy+

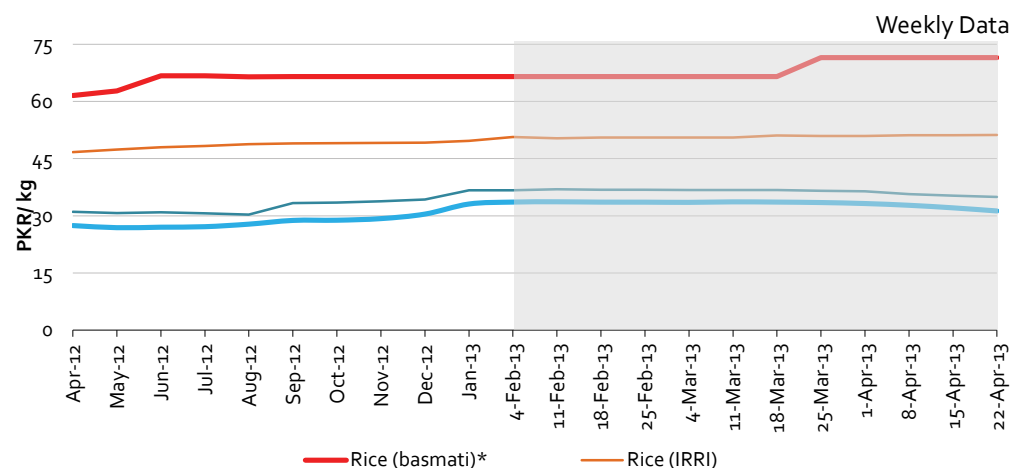
NA



PAKISTAN, Karachi (22 April 2013)
Retail nominal prices

Country Highlights

Staple food prices in Karachi market remained stable during the previous week and throughout 2013.



Week of 22-Apr-13

% change

Food item	Market	Price (PKR/kg)	1 week	1 month	3 months	1 year
Rice (basmati)	Karachi	71.5	0.0%	0.0%	7.5%	16.2%
Rice (IRRI)	Karachi	51.2	0.1%	0.3%	1.5%	8.1%
Wheat	Karachi	31.3	-2.6%	-4.9%	-7.1%	15.4%
Wheat flour	Karachi	34.9	-1.0%	-2.9%	-5.1%	13.2%

↑ increase ↓ decrease → stable (+/-5% on a weekly basis), (+/-10 % on a monthly basis), and (+/-25% on an annual basis)

Policy+

NA

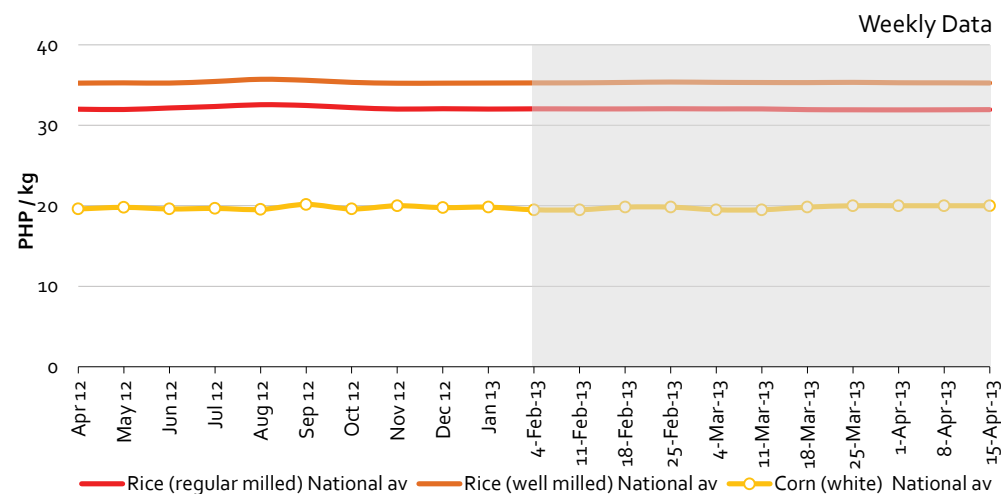


PHILIPPINES, National average and Metro Manila (22 April 2013)

Retail nominal prices

Country Highlights

Staple food prices in the Philippines have remained largely stable since early 2012.



Week of 22-Apr-13

% change

Food item	Market	Price (PHP/kg)	1 week	1 month	3 months	1 year
Rice (regular milled)*	National av	31.9	-0.3%	0.1%	-0.3%	0.1%
Rice (well milled)*	National av	35.3	-0.2%	-0.1%	0.0%	-0.2%
Corn (white)*	National av	20.0	2.6%	0.2%	1.7%	2.0%
Rice (regular milled)	Metro Manila	30.0	0.0%	0.0%	0.0%	0.0%
Rice (well milled)	Metro Manila	35.0	0.0%	0.0%	0.0%	0.0%

↑ increase ↓ decrease → stable (+/-5% on a weekly basis), (+/-10 % on a monthly basis), and (+/-25% on an annual basis)

* Most recent price data available from 15 April 2013

Policy+

NA

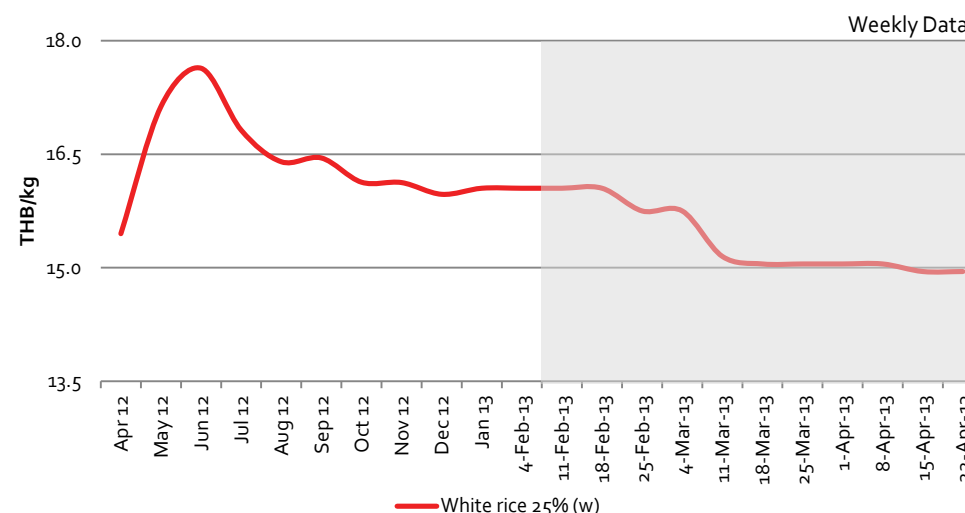


THAILAND, Bangkok (22 April 2013)

Nominal prices

Country Highlights

Overall, staple food prices in Bangkok have remained largely stable during the previous week.



Week of 22-Apr-13

% change

Food item	Market	Price (THB/kg)	1 week	1 month	3 months	1 year
White rice 25% (w)	Bangkok	15.0	0.0%	-0.5%	-6.9%	-8.7%
Chicken	Bangkok	69.0	2.2%	6.2%	9.5%	9.3%
Pork tenderloin	Bangkok	137.5	0.0%	2.8%	-3.5%	0.9%
Soybean oil (Baht/ltr)	Bangkok	55.0	0.0%	0.0%	0.0%	0.0%

↑ increase ↓ decrease → stable (+/-5% on a weekly basis), (+/-10 % on a monthly basis), and (+/-25% on an annual basis)

Retail nominal prices, except for (w), which means wholesale nominal prices.

Policy+

- According to a media report, the Thai government postponed the sale of 500 000 tonnes of rice from public reserves due to prevailing low prices in the market (Oryza News, 22 April 2013).
- The Ministry of Agriculture and Cooperatives and the National Farmers Federation Association signed a cooperation agreement to strengthen their coordination strategy, enhance national and provincial market information systems and stimulate the adoption of agro-technology (Ministry for Agriculture and Cooperatives, 9 April 2013).



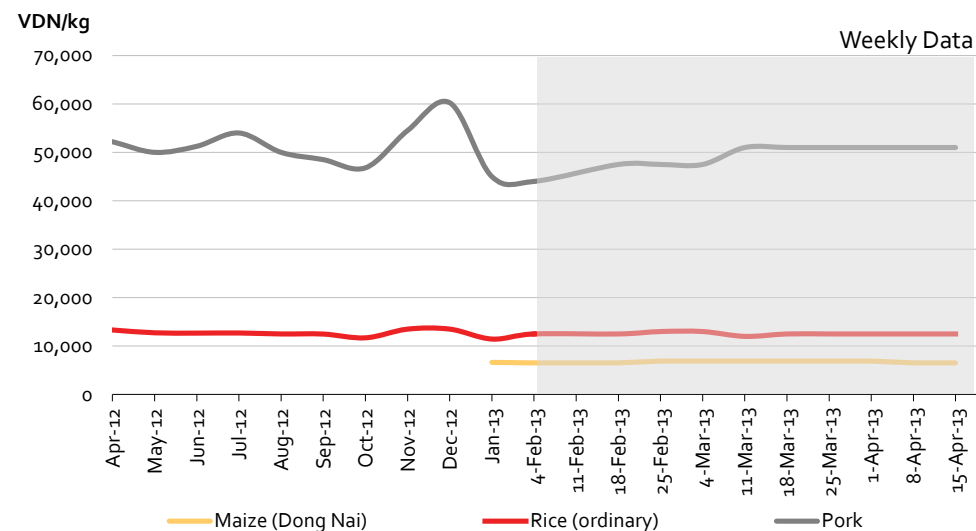
VIET NAM, Hanoi and Dong Nai (15 April 2013)

Retail nominal prices

Country Highlights

Staple food prices in Hanoi markets were relatively stable over the past week.

- Rice, maize and pork prices were 33, 31 and 54 percent above the prices observed three months earlier, respectively.



Week of 15-Apr-13

% change

Food item	Market	Price (VND/kg)	1 week	1 month	3 months	1 year
Rice ordinary	Hanoi	12,500	0.0%	0.0%	33.3%	-4.3%
Maize (Dong Nai)	Dong Nai	6,500	0.0%	-4.4%	31.3%	NA
Pork	Hanoi	51,000	0.0%	0.0%	53.4%	1.5%

↑increase ↓decrease → stable (+/-5% on a weekly basis), (+/-10 % on a monthly basis), and (+/-25% on an annual basis)

Policy+

NA

Disclaimer and Acknowledgements

The Asia Pacific Weekly Price Monitor is prepared with information from official and non-official sources by the Economic, Social and Policy Assistance Group (ESP).

Conditions can change rapidly and information may not always represent the current food price situation as of the present date. As policy information is based on official and non-official sources, not all of them should be taken as official government position. The designations employed and the presentation of material in this report do not imply the expression of any opinion whatsoever on the part of the Food and Agriculture Organization of the United Nations concerning the legal status of any country, territory, city or area or of its authorities, or concerning the delimitation of its frontiers or boundaries. The support of FAO Country Offices and FAO's Food and Agriculture Policy Decision Analysis (FAPDA) are gratefully acknowledged for their contributions.

To subscribe, please (1) e-mail Listserv@listserv.fao.org, (2) leave the subject blank, and (3) type subscribe "Food-Asia-L"
For further enquiries, please contact AP-Weekly-Price-Monitor@fao.org

I sincerely hope this weekly report is useful and meets your expectations.

Yours sincerely,
Hiroyuki Konuma
Assistant Director-General and
Regional Representative for Asia and the Pacific